

**Inside this Issue:**

RTC Calendar	2
CTI Trainings	4-5
On Demand	8-20

**Welcome** to the January 2015 issue of the Aware Prepare Update.

This monthly electronic newsletter is your guide to upcoming trainings related to preparedness. These trainings may be provided in one or more of the following formats, including: live webcasts, webinars and in person training; archived webcasts, webinars and on demand eLearning.

If you have issues or concerns with accessing the LMS, contact the NYSDOH Office of Public Health Practice at 518-473-4223 or by e-mail at [edlearn@health.ny.gov](mailto:edlearn@health.ny.gov).

	LIVE EVENTS	Provider	Date	Time	LMS Course #	Page
<b>NEW</b>	RTC Calendar	OHEP	Various Dates	See page 2	See page 2	2
<b>NEW</b>	Transportation Assistance Levels (TALs) Informational Sessions	OHEP	6&7-January	See page 3	<a href="#">OHEP-TALs-2014</a>	3
	Commerce Training Institute Courses (CTI-100, CTI-120, CTI-200, CTI-300, CTI-500)	CTI	Various Dates	See pages 4-5	See pages 4-5	4-5
	<b>SAVE THE DATE</b> Medical Countermeasures ClinOps Webinar	PHEEP	21-January	10-11:30am	Search the LMS for ClinOps-201501	-
<b>NEW</b>	National Incident Management System (NIMS) Webinar	OHEP	26&27-January	See page 6	<a href="#">OHEP-NIMS-2015</a>	6
<b>NEW</b>	Disaster Triage Training Webinar	FLRTC	10-Feb	9am-12pm	<a href="#">FLRTC-DT-WEB01</a>	7
	ON DEMAND	Provider	Format			Page
<b>NEW</b>	Disaster Mental Health (DMH): Assisting Children and Families Recorded Session	OHEP	On Demand Webinar	—	<a href="#">OHEP-DMH06-Rec</a>	8
	CPHP courses	CPHP	On Demand Webinars		See page 9	9
	Forgotten Password Change Tool	—	Guide	—	See page 10	10
	CDC Courses	CDC	Online Courses	—	See page 11	11
	FEMA Preparedness Courses	FEMA	Online Courses	—	See pages 12-13	12-13
	The NC Institute for Public Health Online Courses	NCIPH	Online Courses	—	See page 14	14
	South Central Partnership Courses	SCP	Online Courses	—	See page 15	15
	Columbia Regional Learning Center Courses	Columbia RLC	Online Courses	—	See pages 16-18	16-18
	Medical Countermeasures ClinOps On Demand Webinars	PHEEP	On Demand Webinars	—	See page 19	19
	OHEP Training Calendar	—	—	—	See page 20	20



# Regional Training Center (RTC)

## Calendar – January 2015

Regional Training Centers provide training to strengthen hospital and non-acute facility's emergency planning and response efforts.

Date	Training	RTC	Contact Information
January 5, 2015	National Disaster Awareness for Community Leaders (AWR-310) – Monroe County Public Safety Training Facility, Rochester, NY To register: <a href="http://www.urmc.rochester.edu/flrtc/training.cfm">http://www.urmc.rochester.edu/flrtc/training.cfm</a>	Finger Lakes	Anne M. D'Angelo, RN, MS RTC Coordinator, University of Rochester Medical Center 585 758-7642 (office) 585 756-5098 (fax) <a href="mailto:anne_dangelo@urmc.rochester.edu">anne_dangelo@urmc.rochester.edu</a>
January 6, 7, 13 & 14, 2015	First Receiver Operations Level Train-the-Trainer - University of Buffalo Toxicology Research Center To register: <a href="http://www.urmc.rochester.edu/flrtc/training.cfm">http://www.urmc.rochester.edu/flrtc/training.cfm</a>	Finger Lakes	Anne M. D'Angelo, RN, MS RTC Coordinator, University of Rochester Medical Center 585 758-7642 (office) 585 756-5098 (fax) <a href="mailto:anne_dangelo@urmc.rochester.edu">anne_dangelo@urmc.rochester.edu</a>
January 7, 2015	National Disaster Awareness for Community Leaders (AWR-310) – St. Joseph's Hospital, Elmira, NY To register: <a href="http://www.urmc.rochester.edu/flrtc/training.cfm">http://www.urmc.rochester.edu/flrtc/training.cfm</a>	Finger Lakes	Anne M. D'Angelo, RN, MS RTC Coordinator, University of Rochester Medical Center 585 758-7642 (office) 585 756-5098 (fax) <a href="mailto:anne_dangelo@urmc.rochester.edu">anne_dangelo@urmc.rochester.edu</a>
January 8, 2015	National Disaster Awareness for Community Leaders (AWR-310) – SUNY Upstate Medical University, Community Campus, Syracuse, NY To register: <a href="http://www.urmc.rochester.edu/flrtc/training.cfm">http://www.urmc.rochester.edu/flrtc/training.cfm</a>	Finger Lakes	Anne M. D'Angelo, RN, MS RTC Coordinator, University of Rochester Medical Center 585 758-7642 (office) 585 756-5098 (fax) <a href="mailto:anne_dangelo@urmc.rochester.edu">anne_dangelo@urmc.rochester.edu</a>
January 9, 2015	National Disaster Awareness for Community Leaders (AWR-310) – Erie County Fire Training Center, Cheektowaga, NY To register: <a href="http://www.urmc.rochester.edu/flrtc/training.cfm">http://www.urmc.rochester.edu/flrtc/training.cfm</a>	Finger Lakes	Anne M. D'Angelo, RN, MS RTC Coordinator, University of Rochester Medical Center 585 758-7642 (office) 585 756-5098 (fax) <a href="mailto:anne_dangelo@urmc.rochester.edu">anne_dangelo@urmc.rochester.edu</a>
January 12, 2015	Hazmat For the First Receiver Provider/Instructor Course - Unity Hospital, Rochester, NY To register: <a href="http://www.urmc.rochester.edu/flrtc/training.cfm">http://www.urmc.rochester.edu/flrtc/training.cfm</a>	Finger Lakes	Anne M. D'Angelo, RN, MS RTC Coordinator, University of Rochester Medical Center 585 758-7642 (office) 585 756-5098 (fax) <a href="mailto:anne_dangelo@urmc.rochester.edu">anne_dangelo@urmc.rochester.edu</a>
January 27, 2015	Basic Disaster Life Support - Gates Ambulance, Gates, NY To register: <a href="http://www.urmc.rochester.edu/flrtc/training.cfm">http://www.urmc.rochester.edu/flrtc/training.cfm</a>	Finger Lakes	Anne M. D'Angelo, RN, MS RTC Coordinator, University of Rochester Medical Center 585 758-7642 (office) 585 756-5098 (fax) <a href="mailto:anne_dangelo@urmc.rochester.edu">anne_dangelo@urmc.rochester.edu</a>



## New York State Department of Health Office Health Emergency Preparedness Transportation Assistance Levels (TALs) Informational Sessions

### Overview

The New York State Department of Health's (NYSDOH) Office of Health Emergency Preparedness (OHEP) and the Office of Primary Care Health Systems Management (OPCHSM) have developed a standard Transportation Assistance Levels (TALs) system which was introduced in the 2009 Evacuation Update Project. The TALs classifications are for use by acute and non-acute healthcare professionals to assess the types of transportation resources needed during a planned facility evacuation due to any event.

### Goal

To provide guidance on the revised standardized statewide transportation assistance levels (TALs) system for the movement of patients/residents during a facility evacuation.

### Target Audience

Hospitals, Nursing Homes and Adult Care Facilities:

- Administrator/CEO
- Director of Nursing
- Nursing Supervisors
- Director of Resident Services
- Case Managers
- Director of Safety/Security
- Emergency Response Coordinator
- HPN Coordinator
- Plant Manager

### NYSDOH Faculty

Katharine Logan, Non-Acute Healthcare Preparedness Coordinator, Office of Health Emergency Preparedness (OHEP)

### Dates (repeat sessions)

January 6, 2015 @ 10:30am – 11:30am

January 6, 2015 @ 1:30pm – 2:30pm

January 7, 2015 @ 4:00pm – 5:00pm

January 7, 2015 @ 7:00 pm -8:00pm

### Registration

Click on <https://www.nylearnsph.com>

and search Course Catalog for  
**OHEP-TALs-2014.**

### Questions Regarding Training

Direct questions to  
[prepedap@health.ny.gov](mailto:prepedap@health.ny.gov) or 518 474-2893.

### NYSDOH Learning Management System (LMS)

Direct questions to [edlearn@health.ny.gov](mailto:edlearn@health.ny.gov)  
or call 518 474-2893

## CTI-100

## Introduction to the Health Commerce System Portal

Wednesday, January 7, 2015 9-10am

Tuesday, February 5, 2015 2-3pm

Monday, March 9, 2015 1-2pm

Provider: NYSDOH Commerce Training Institute

Average Completion Time: 1 hr

Continuing Education credits: No

The redesigned Health Commerce System (HCS) became available in March, 2010. The HIN and HPN were recreated as the Health Commerce System portal, or HCS. There is no longer a separation between the HPN and HIN.

**Objectives:**

- Identify the major elements of the HCS architecture
- Identify the features of the HCS
- Demonstrate strategies to customize the portal for your own use.

## CTI-120

## Integrated Data Reporting in HERDS v.3

Thursday, January 15, 2015 1-2pm

Thursday, February 19, 2014 10-11am

Friday, March 13, 2015 9-10am

Provider: NYSDOH Commerce Training Institute

Webinar: Yes

Average Completion Time: 1 hr

Continuing Education credits: No

Enroll in LMS Course: [CTI-120](#)

This course provides a solid foundation for adult care facilities, home health agencies, hospices, hospitals, LHCSAs, nursing homes and extension clinics to report data using the HERDS v.3 application.

The course will begin with a look at how to obtain access to HERDS and how facilities will be notified when there are activities to be completed. Learners will then be provided demonstration of the new reporting platform. The session concludes with a brief overview of the pre-selected reports available from the application. This course is presented in a one hour session via WebEx Training Center.

**Objectives:**

- Locate and modify the person record.
- Explain the importance of the person record in relation to HERDS.
- Demonstrate the ability to review assigned roles.
- Locate and access HERDS.
- Describe the overall structure of HERDS activities.

## CTI-200

## Communications Directory Certification

Monday, January 12, 2015 1:30-3pm

Tuesday, February 10, 2015 9-10:30am

Thursday, March 12, 2015 10-11:30am

Provider: NYSDOH Commerce Training Institute

Webinar: Yes

Average Completion Time: 2 hrs

Continuing Education credits: No

Enroll in LMS Course: [CTI-200](#)

This course provides a comprehensive review of the Health Commerce System Communications Directory, the underlying records that make up the directory, and the tools all HCS users can use to access the directory. This two hour course will begin by examining the structure of the directory and differentiating between the actual contact information records stored for each person in the directory, and the facilities and roles those records can be associated with. Once the structure of the directory has been examined learners will review and have an opportunity to practice with the applications used to access the information stored in the directory. At the conclusion of this course learners will be able to:

- List the components of the Communications Directory
- Summarize how the components are related and work together
- Summarize the HCS emergency call down procedure, describing the role the Communications Directory plays

## CTI-300

## Integrated Health Alerting and Notification System (IHANS) Training &amp; Certification

Thursday, January 29, 2015 1-4pm

Tuesday, February 24, 2015 9am-12pm

Tuesday, March 31, 2015 1-4pm

Provider: NYSDOH Commerce Training Institute

Webinar: Yes

Average Completion Time: 3 hrs

Continuing Education credits: No

Enroll in LMS Course: [CTI-300](#)

This course covers all information necessary to begin the certification process for using the Integrated Health Alerting & Notification System.

Participants will receive hands on practice with the tools and be offered an opportunity to complete certification.

Users who wish to complete certification are strongly encourage to send an advance message to any audience they may broadcast to as part of the certification process. Typically course participants broadcast a sample notification to their HIN Coordinators (LHDs) or Directory Coordinators (NYSDOH).

## CTI-500

## New York State Evacuation of Facilities in Disasters Systems (eFINDS)

Tuesday, January 6, 2015 11-12pm

Wednesday, February 18, 2015 2-3pm

Thursday, March 5, 2015 1-2pm

Provider: NYSDOH Commerce Training Institute

Webinar: Yes

Average Completion Time: 1 hr

Continuing Education credits: No

Enroll in LMS Course: [CTI-500](#)

The New York State Evacuation of Facilities in Disasters Systems (eFINDS) is the patient/resident tracking application housed on the Health Commerce System (HCS).

This course provides a solid foundation for registering and updating patient/resident location information during an incident or event, such as a storm, flood, non-natural incident or practice exercise/drill.

Course participants will be provided a demonstration of the new eFINDS application including: eFINDS Data Reporter and eFINDS Data Administrator role permissions; how to register a patient/resident with a scanner and without; use a spreadsheet to register multiple patient/residents; update patient/resident tracking information as an evacuating facility, and as a receiving facility. The session concludes with hands-on exercises.

## ClinOps-201501

## Medical Countermeasures ClinOps Webinar

Save the Date

Wednesday, January 21, 2015

10-11:30am

Search the LMS for ClinOps-201501



## New York State Department of Health Office of Health Emergency Preparedness (OHEP)

### National Incident Management System (NIMS) Webinar BP3 (2014-2015) PHEP L-4 & M-8

#### Overview

The National Incident Management System (NIMS) identifies concepts and principles that answer how to manage emergencies from preparedness to recovery regardless of their cause, size, location or complexity. NIMS provides a consistent, nationwide approach and vocabulary for multiple agencies or jurisdictions to work together to build, sustain and deliver the core capabilities needed to achieve a secure and resilient nation.

Consistent implementation of NIMS provides a solid foundation across jurisdictions and disciplines to ensure effective and integrated preparedness, planning and response. NIMS empowers the components of the National Preparedness System, a requirement of Presidential Policy Directive (PPD)-8, to guide activities within the public and private sector and describes the planning, organizing, equipping, training and exercising needed to build and sustain the core capabilities in support of the National Preparedness Goal.

#### Description

This webinar session will highlight key concepts and operating principles needed to correctly evaluate and report an organization's NIMS achievement.

#### Target Audience

Local health department staff who are responsible for implementing and reporting NIMS compliance.

#### NYSDOH Faculty

- Patricia Anders, M.S., MEP,  
Manager, Health Emergency  
Preparedness Exercises, OHEP

#### Webinar Dates (Repeat)

- January 26, 2015 @10-11am
- January 27, 2015 @ 1-2pm

#### How to Register

Click <https://www.nylearnsph.com> and search Course Catalog for **OHEP-NIMS-2015**. Course name is NIMS PHEP Informational Session.

#### Questions Regarding Training

Direct questions to  
[prepedap@health.ny.gov](mailto:prepedap@health.ny.gov)

#### Questions Regarding LMS

Direct questions to  
[edlearn@health.ny.gov](mailto:edlearn@health.ny.gov)



**UNIVERSITY OF ROCHESTER FINGER LAKES REGIONAL TRAINING CENTER (FLRTC)  
ALBANY MEDICAL CENTER REGIONAL TRAINING CENTER (AMC-RTC)  
STONY BROOK UNIVERSITY HOSPITAL REGIONAL TRAINING CENTER (MARO-RTC)**

A yellow starburst graphic with the word "NEW" in bold, black, sans-serif capital letters.

**DISASTER TRIAGE TRAINING– WEBINAR SESSION  
FLRTC-DT-WEB01**

**Background:**

START/Jump START is the disaster triage methodology that has been adopted by the EMS and healthcare community in New York State.

An indepth review of START/Jump START will be conducted during this webinar session.

**Training Objectives:**

- Define a Mass Casualty Incident and the unique challenges of an MCI.
- Understand the differences between day- to-day triage and triage during an MCI.
- Increase provider competency in the use of START/Jump START triage.

**Prerequisites:** NONE

**Target Audience:**

First Receivers (Hospital providers) First Responders (EMS providers)

**Instructor:**

Kathee Tyo, MS, RN  
University of Rochester Medical  
Center Finger Lakes Regional  
Training Center

**Training Date:**

**February 10, 2015 @ 9am-12pm**

**How to Register:**

To register for training please click

<https://www.nylearnsph.com>

and search course catalog for: **FLRTC-DT-Web01**

**Questions Regarding LMS:**

Direct questions to [edlearn@health.ny.gov](mailto:edlearn@health.ny.gov)  
or call 518-474-2893

**Questions Regarding Training:**

Direct questions to:

Anne M. D'Angelo or Eileen  
Spezio Finger Lakes Regional  
Training Center Phone: (585)  
758-7640

[anne\\_dangelo@urmc.rochester.edu](mailto:anne_dangelo@urmc.rochester.edu)

[eileen\\_spezio@urmc.rochester.edu](mailto:eileen_spezio@urmc.rochester.edu)

[wrhepc.urmc.edu](http://wrhepc.urmc.edu)



## DISASTER MENTAL HEALTH (DMH): ASSISTING CHILDREN AND FAMILIES RECORDED SESSION

### Overview

For the third autumn in a row a training was provided to DMH responders. This year's training, developed and delivered by the Institute for Disaster Mental Health at SUNY New Paltz (IDMH), addressed the needs of children and families after disasters. This is an important group to focus on as children are recognized as a vulnerable population who not only can suffer short-term reactions to traumatic experiences but who can experience long-term consequences that disrupt their emotional, social, and academic development if their distress is not adequately addressed. Parents and caregivers can play an essential role in protecting children and responding to their needs but their own distress can rise if they feel unable to help their children, leading to a kind of negative feedback loop that harms the entire family system.

The training used an applied approach; teaching specific skills and providing opportunities to practice them and also incorporated personal stories from healthcare and mental health providers who have provided services to children post disaster.

### Target Audience

Community and healthcare personnel who are disaster mental health responders.

### Faculty

- Athena A. Drewes, PsyD, MA, RPT-S  
Robin Guiney, LCSW

### Recommended Prerequisite

It is recommended that prior to participating in this training you complete the DMH: A Critical Response training which will provide the basic fundamentals of disaster mental health.

### Registration

Click on <https://www.nylearnsph.com> and search Course Catalog for **OHEP-DMH06-Rec.** Once you have enrolled in course go to your home page and launch the course.

### Questions Regarding Training

Direct questions to [prepedap@health.ny.gov](mailto:prepedap@health.ny.gov) or 518 474-2893.

### NYSDOH Learning Management System (LMS)

Direct questions to [edlearn@health.ny.gov](mailto:edlearn@health.ny.gov) or call 518 474-2893.



**UNIVERSITY AT ALBANY CENTER FOR PUBLIC HEALTH PREPAREDNESS**

Online courses are available for tracking in the LMS

All courses below are offered through UA Albany

Click the course number to be connected to the LMS

**UACPHP-202 Emergency Preparedness Training for Hospital Clinicians****Updated!**

6 hour online Course

**Enroll in LMS#:** [UACPHP-202 Emergency Preparedness Training for Hospital Clinicians](#)

After completing this course, the learner will be able to:

- Describe the Hospital Incident Command System (HICS).
- Identify the potential roles and responsibilities of hospital clinicians during an emergency
- Describe the various types of biological-warfare and chemical agents.
- Recognize the various types of radiological emergencies and their potential health effects
- Describe your role in the clinical management of a biological, chemical or radiological exposure
- Identify key treatment & medical-management issues pertaining to explosive & blast injuries
- Recognize the special needs of children during disasters and emergencies.

**UACPHP-210 Preparedness and Community Response to Pandemics**

6 hour online Course

**Enroll in LMS#:** [UACPHP-210 Preparedness and Community Response to Pandemics](#)

After completing this course, the learner will be able to:

- Describe the historical context of influenza.
- Describe what a pandemic is and how they occur (antigenic shift and drift).
- Outline the epidemiology and recognize the clinical features of influenza.
- Explain surveillance activities related to influenza.
- Identify control measures to be taken prior/during a pandemic of influenza.

**Disaster Mental Health Assistance in Public Health Emergencies**

September 27, 2012 James Halpern, PhD and Karla Vermeulen, PhD, Institute for Disaster Mental Health, SUNY New Paltz

**Enroll in LMS#:** [UASPH-CPHP20120927](#) 1 hour online webcast, Continuing Education Credits available

Research on Disaster Mental Health has found that psychological casualties can far outweigh physical injuries in a disaster. This archived webcast provides an overview of Disaster Mental Health and an evidence based-toolkit of resources to help local public health professionals manage the behavioral needs of victims, staff, and area residents responding to and recovering from a disaster.

These courses are supported by Cooperative Agreement Number 5 U90 TP000404-05, funded by the Centers for Disease Control and Prevention. Its contents are solely the responsibility of the authors and do not necessarily represent the official views of the Centers for Disease Control and Prevention or the Department of Health and Human Services

## Forgotten Password Change Tool on the NYLearnsPH.com Learning Management System (LMS)

Steps to change your Password if you forget it.

1. Go to <https://www.NYLearnsPH.com>

2. Directly below the log-in box, there is a menu of options. Click on the third from first tile "Password Retrieval." The Username Retrieval and Password CHANGE tool will open.  
**Note:** Throughout this process, you should always use the "Submit" button, rather than just hitting "Enter" on your keyboard.

3. Enter your Username and click on the "Submit" button. If the Username is correct then you will be asked to answer the 3 secret questions that you answered when you first registered on the LMS.

4. Answer your secret questions (non-case sensitive) & **click on the "Submit" button.**

5. If you answered your 3 secret questions correctly, you will receive a message

that an email has been sent to the email address you gave when you registered on the LMS.

6. The email will include a link back to the LMS where you are asked to reenter your Username.

7. Enter and Confirm New Password.

8. Receive Password Change Confirmation.

**You are now ready to log in and start using the system with your newly changed password.**

Questions? Email: [edlearn@health.state.ny.us](mailto:edlearn@health.state.ny.us) or Call: 518-473-4223

## CDC-CERC-01

## Crisis and Emergency Risk Communication (CERC)

**Provider:** Centers for Disease Control & Prevention**Course Updated:** 6/25/2014**Average Completion Time:** 2hrs**Audience:** Federal, state, and local public health professionals; healthcare professionals; emergency medical services professionals; preparedness partners; and civic and community leaders.**Continuing Education:** 0.2 CEUs**Enroll in LMS Course #:** [CDC-CERC-01](#)

At the conclusion of the training, the participant will be able to do the following:

- Explain Crisis and Emergency Risk Communication (CERC) principles.
- Describe the psychology of a crisis and the type of messages each audience needs.
- Explain how to tailor messages.
- Define core concepts of crisis communication planning.
- Explain the roles of the media and spokesperson.
- Describe the benefits of social media and mobile media devices.

## CDC-CERC-02

## Crisis and Emergency Risk Communication (CERC): Pandemic Influenza

**Provider:** Centers for Disease Control & Prevention**Course Updated:** 6/25/2014**Average Completion Time:** 1/2 hr**Audience:** Federal, state, and local public health professionals; healthcare professionals; emergency medical services professionals; preparedness partners; and civic and community leaders.**Continuing Education:** None**Enroll in LMS Course #:** [CDC-CERC-02](#)

After completing the training, the participant will be able to do the following:

- Describe the psychology of a severe pandemic.
- Describe how to meet the public's needs through effective messages.
- Explain why stigmatization occurs.
- Explain strategies officials can use to respond to stigmatization.
- Recognize the importance of strengthening community hardiness and personal resilience to provide the optimum opportunity for recovery from the crisis.
- Analyze the ways that information technology and new media influence communication decisions and pandemic preparedness.

## CDC-RAD

## Radiation Basics Made Simple

**Provider:** Centers for Disease Control**Average Completion Time:** 1.5 hrs**LMS Course Completion Requirement:** "Message" Certificate to Course Administrator**Continuing Education:** 0.1 CEUs, 1.4 CNEs, 1.5 CMEsThe Centers for Disease Control and Prevention, Radiation Studies Branch announces the launch of *Radiation Basics Made Simple*, the first in a series of radiation preparedness training modules. *Radiation Basics Made Simple* introduces participants to the fundamentals of radiation and radioactivity.

## CDC-PSYCH

## Psychological First Aid in Radiation Disasters

**Provider:** Centers for Disease Control**Average Completion Time:** 1.25 hrs**LMS Course Completion Requirement:** "Message" Certificate to Course Administrator**Continuing Education:** 0.1 CEUs, 1.2 CNEs, 1.25 CMEs**Psychological First Aid in Radiation Disasters** is a self-study training that uses interviews conducted with experts involved in the Goiania and Three Mile Island incidents, and video scenarios that allow participants to observe how psychological first aid techniques can be employed in a variety of response settings.

## FEMA IS-700.a

## National Incident Management System (NIMS) An Introduction

**Provider:** FEMA Independent Study**Course Updated:** 10/31/2013**On-line Course:** Yes**Average Completion Time:** 3hrs**LMS Course Completion Requirement:**

"Message" FEMA Certificate to Course Administrator

**Continuing Education:** 0.3 CEUs**Enroll in LMS Course #:** [FEMA IS-700.a](#)

This course was developed by the Federal Emergency Management Agency's Emergency Management Institute (EMI). This self-paced course is designed for people who have emergency management responsibilities and the general public.

**Objectives:**

- Describe the key concepts and principles underlying NIMS.
- Identify the benefits of using ICS as the national incident management model.
- Describe when it is appropriate to institute an Area Command.
- Describe when it is appropriate to institute a Multiagency Coordination System.
- Describe the benefits of using a Joint Information System (JIS) for public information.
- Identify the ways in which NIMS affects preparedness.
- Describe how NIMS affects how resources are managed.
- Describe the advantages of common communication and information management systems.
- Explain how NIMS influences technology and technology systems.
- Describe the purpose of the NIMS Integration Center

## FEMA IS-702.a

## National Incident Management Systems (NIMS) Public Information Systems

**Provider:** FEMA Independent Study**Course Updated:****On-line Course:** Yes**Average Completion Time:** 3 hrs**LMS Course Completion Requirement:**

"Message" FEMA Certificate to Course Administrator

**Continuing Education:** 0.3 CEUs**Enroll in LMS Course #:** [FEMA IS-702.a](#)



Note: IS-702.a is an updated version of the IS-702 course. If you have successfully completed IS-702, you may want to review the new version of the course. For credentialing purposes, the courses are equivalent.



The goal of this course is to facilitate NIMS compliance by providing you with the basic information and tools that you need to apply NIMS public information systems and protocols during incident management.

**Objectives:**

- Define NIMS public information systems to include onsite operations, the Joint Information System (JIS), and the Joint Information Center (JIC), and how they relate to each other.
- Describe the JIS/JIC process of gathering, verifying, coordinating, and disseminating information by public information and incident management personnel.
- Identify each agency involved in given emergency situations and the role of each in the JIS to ensure appropriate situational awareness information is communicated to the public.
- Define key terms related to public information systems to include the relationship with multiagency coordination systems and the field.
- Identify typical resource requirements for public information systems.

FEMA IS-703.a	
NIMS Resource Management	
<p><b>Provider:</b> FEMA Independent Study</p> <p><b>Course Updated:</b></p> <p><b>On-line Course:</b> Yes</p> <p><b>Average Completion Time:</b> 3 hrs</p> <p><b>LMS Course Completion Requirement:</b> "Message" FEMA Certificate to Course Administrator</p> <p><b>Continuing Education:</b> 0.3 CEUs</p> <p><b>Enroll in LMS Course #:</b> <a href="#">FEMA IS-703.a</a></p> 	<p>This course introduces resource management as described in the National Incident Management System (NIMS), and shows how systems for managing resources can be used to improve incident response. The course includes examples of best practices, lessons learned, and job aids to assist the participant in planning for resource management.</p> <p>The course includes the following lessons:</p> <ul style="list-style-type: none"> <li><b>Lesson 1:</b> Resource Management Overview</li> <li><b>Lesson 2:</b> Resource Management Planning</li> <li><b>Lesson 3:</b> Resource Typing &amp; Readiness</li> <li><b>Lesson 4:</b> Resource Management During Incidents</li> <li><b>Lesson 5:</b> Resource Management &amp; Complex Incidents</li> <li><b>Lesson 6:</b> Course Summary</li> </ul> <p><b>Objectives:</b></p> <ul style="list-style-type: none"> <li>Establish systems for describing, inventorying, requesting, and tracking resources.</li> <li>Activate these systems prior to and during an incident.</li> <li>Dispatch resources prior to and during an incident.</li> <li>Deactivate or recall resources during or after incidents.</li> </ul>
FEMA IS-706	
NIMS Intrastate Mutual Aid - An Introduction	
<p><b>Provider:</b> FEMA Independent Study</p> <p><b>Course Updated:</b></p> <p><b>On-line Course:</b> Yes</p> <p><b>Average Completion Time:</b> 2.5 hrs</p> <p><b>LMS Course Completion Requirement:</b> "Message" FEMA Certificate to Course Administrator</p> <p><b>Continuing Education:</b> 0.2 CEUs</p> <p><b>Enroll in LMS Course #:</b> <a href="#">FEMA IS-706</a></p> 	<p>This course provides an introduction to NIMS intrastate mutual aid and assistance. You will learn about the purpose and benefits of mutual aid and assistance. You will also learn about the emphasis that NIMS places on mutual aid and assistance. The course explains how to develop mutual aid and assistance agreements and mutual aid operational plans.</p> <p><b>Objectives</b></p> <p>At the end of the course, students should be able to:</p> <ul style="list-style-type: none"> <li>Describe the purpose, benefits, and uses of mutual aid and assistance.</li> <li>Explain how mutual aid and assistance agreements relate to NIMS.</li> <li>Identify what information should be included in a mutual aid and assistance agreement.</li> <li>Explain the process for developing mutual aid and assistance agreements.</li> <li>Identify the elements of a mutual aid and assistance operational plan.</li> </ul>

**TRAINING**  
WEBSITETHE NORTH CAROLINA  
Institute for Public Health

## Biosurveillance Toolkit: Beneficial Practices for Improving Biosurveillance

The Biosurveillance Toolkit was created by the North Carolina Preparedness and Emergency Response Research Center (NCPERRC) at the North Carolina Institute for Public Health (NCIPH) with support from the Centers for Disease Control and Prevention (CDC).

The Toolkit provides resources relevant to your work in improving biosurveillance.

The toolkit consists of Research, Online Training, Webinar Highlights and Resources.

View the Toolkit at <http://sph.unc.edu/nciph/biosurveillance-toolkit/>

Complete the training on the LMS:

[NCIPH-HEP BIOS1](#) Core Information Needs for Situational Awareness and Response

### North Carolina Institute for Public Health (NCIPH) Basics of Public Health Preparedness Training Series

<a href="#">NCIPH-HEP_ADVPREP1</a>	Introduction to Public Health Preparedness for Preparedness Staff (Basics of Public Health Preparedness, Module 1)
<a href="#">NCIPH-HEP_PREPPLAN</a>	Public Health Preparedness Planning (Basics of Public Health Preparedness, Module 2)
<a href="#">NCIPH-HEP_HSEEP</a>	Public Health Preparedness Exercises (Basics of Public Health Preparedness, Module 3)
<a href="#">NCIPH-HEP_PREPMCM</a>	Medical Countermeasures (Basics of Public Health Preparedness, Module 4)
<a href="#">NCIPH-HEP_RESHLTH</a>	Responder Health and Safety (Basics of Public Health Preparedness, Module 5)
<a href="#">NCIPH-HEP_RESPPE</a>	Occupational Health for Public Health Responders (Basics of Public Health Preparedness, Module 6)
<a href="#">NCIPH-HEP_BEHAVPREP</a>	Disaster Behavioral Health (Basics of Public Health Preparedness, Module 7)
<a href="#">NCIPH-HEP_PARTVOL</a>	Working with Community Partners (Basics of Public Health Preparedness, Module 8)
<a href="#">NCIPH-HEP_DISEPI</a>	Disaster Epidemiology (Basics of Public Health Preparedness, Module 9)
<a href="#">NCIPH-HEP_PREPCOMM</a>	Risk Communication (Basics of Public Health Preparedness, Module 10)



## SCP-0251

## Facing Fear: Crisis Communication and Disaster Behavioral Health

Enroll in LMS Course #: SCP-0251



The fields of crisis communication and disaster behavioral health have knowledge that can be mutually beneficial when disaster strikes. In the aftermath of a disaster, effective communication with the public plays a critical role in determining whether or not the public adheres to recommendations from officials. Understanding how individuals and groups behave in emergencies allows for messaging that is more likely to be understood and acted upon. In turn, effective messages can minimize helplessness and foster resilience. This presentation will discuss disaster mental health myths that can be expected in media coverage and which should be dispelled when possible. It will examine the ways in which psychological responses to disasters influence people's behaviors. Principles of crisis communications will also be reviewed. Finally, the areas in which communication can address psychological and behavioral responses will be covered.

## SCP-0246

## Staffing for Emergency Response and Recovery

Enroll in LMS Course #: [SCP-0246](#)

In recent years, attention and resources have focused on emergency preparedness plans, systems and training. Few would question that our workforce is better trained to handle disasters, but do we have the right people in response positions; those capable of handling the extreme stress and uncertainty of a major disaster? Additionally, are managers and supervisors ready to handle the overwhelming staffing complexities related to catastrophic events? This program will address these questions and provide lessons learned in human resources in the wake of Hurricane Katrina.

## SCP-0245

## Utilizing Government Resources in a Disaster

Enroll in LMS Course #: [SCP-0245](#)

The expectation in emergencies is that all citizens affected in the disaster area receive prompt appropriate care. Hurricane Katrina caused extensive and severe damage over the southeastern United States, including the entire Mississippi Gulf Coast on August 29, 2005. Federal disaster declarations blanketed 90,000 square miles of the United States, including 49 counties in Mississippi. Hurricane Katrina has been classified as the worst natural disaster to affect the United States to date. This presentation will provide valuable information, facts, and lessons learned from Katrina that will help all states with future disasters. Conference faculty are emergency management professionals that will provide insight from both a public health and planning perspective. They will also provide an overview of the state's role and federal role in both planning and response activities; discuss valuable documents such as the Stafford Act, National Response Plan, and Concept of Operations; and assets available to assist with emergency healthcare needs.



Columbia Regional Learning Center  
NATIONAL CENTER FOR DISASTER PREPAREDNESS  
COLUMBIA UNIVERSITY MAILMAN SCHOOL OF PUBLIC HEALTH

CRLC-PSY 1901

## Human Dimension to Disaster Recovery

**Topic:** Emergency Preparedness


**Provider:** Columbia Regional Learning Center

**Enroll in LMS Course:** [CRLC-PSY 1901](#)

**Estimated Length:** .25 hours

Dr. Irwin Redlener, Principal Investigator of the Columbia Regional Learning Center, describes how improved coordination of intelligence services, enhanced detection of biological agents, and better infrastructure capacity can enable the public health sector to work more effectively. He also talks about the need for mobile medical care, electronic medical records, and further preparation for medical healthcare facility evacuations.

## Tools from the National Center for Disaster Preparedness:



Create a personal preparedness plan with the Preparedness Wizard

<http://ncdp.columbia.edu/library/preparedness-tools/preparedness-wizard/>



For information about the NCDP 5 Step Preparedness Model, click here:

<http://ncdp.columbia.edu/library/preparedness-tools/the-ncdp-model-for-disaster-preparedness/>



Columbia Regional Learning Center  
NATIONAL CENTER FOR DISASTER PREPAREDNESS  
COLUMBIA UNIVERSITY MAILMAN SCHOOL OF PUBLIC HEALTH

CRLC-ENV 1703

## Chemical Emergencies and the Role of Public Health

**Topic:** Emergency Preparedness

**Provider:** Columbia Regional Learning Center

**Enroll in LMS Course:** [CRLC-ENV 1703](#)

**Estimated Length:** 1.25 hours

**Competencies:**

***Preparedness and Emergency Response Learning Center (CDC):***

- 1.6 Act within the scope of one's legal authority.
- 2.1 Manage information related to an emergency.
- 2.3 Report information potentially relevant to the identification and control of an emergency through the chain of command.
- 2.4 Collect data according to protocol.
- 2.5 Manage the recording and/or transcription of data according to protocol.
- 3.1 Contribute expertise to a community hazard vulnerability analysis (HVA).
- 3.2 Contribute expertise to the development of emergency plans.

**Learning Objectives:**

***At the end of this course, you will be able to:***

- Explain how a chemical's physical form and properties affect the severity of a chemical incident and necessary emergency response.
- Identify 3 factors that influence the severity of health effects that result from chemical exposure and the relationships between those factors.
- Name 8 chemical emergency response activities and the role public health plays in each activity.

Chemicals are part of our everyday lives and are used in common products, such as cleaning solutions, pesticides, and building materials. Thousands of chemicals are also used in industrial and manufacturing processes. Because chemicals can be toxic to humans and the environment, regulations and guidelines help to monitor their manufacture, use and disposal. However, emergencies involving chemicals can and do happen. This training aims to provide learners with an introduction to chemical emergencies and response. This training focuses on large-scale releases of chemicals that can have a significant public health impact.

Upon successful completion of all the course content, you can obtain your certificate by clicking on the "My Account" link available at the top of this page.

**CHES: 1.5 credits**

**Course Objective:**

***The purpose of this course is to:***

- Familiarize the learner to the basic terms and concepts important to defining and planning a response to a chemical emergency

**Key Messages:**

- Chemicals are a part of our everyday lives
- Many factors influence the severity of and the response to a chemical emergency
- Public health workers play a role in protecting health in the event of a chemical exposure

**Capabilities:**

***Public Health Emergency Preparedness Capabilities:***

- Public Health Surveillance and Epidemiologic Investigation,
- Responder Safety and Health,
- Emergency Public Information and Warning

**Columbia Regional Learning Center Online Courses Available for Tracking in the LMS**

All courses below are offered through CRLC  
Click the course number to be connected to the LMS.

 <b>Columbia Regional Learning Center</b> NATIONAL CENTER FOR DISASTER PREPAREDNESS COLUMBIA UNIVERSITY MAILMAN SCHOOL OF PUBLIC HEALTH	
Communicating Around Mass Trauma: Implications for Public Health and Response	Enroll in LMS Course: <a href="#">CRLC-CLIN 1601</a>
Basics of Emergency Risk Communication	Enroll in LMS Course: <a href="#">CRLC-COM 1301</a>
Risk Communication for High Risk and At-Risk Populations	Enroll in LMS Course: <a href="#">CRLC-COM 2302</a>
Chemical Emergencies and the Role of Public Health	Enroll in LMS Course: <a href="#">CRLC-ENV 1703</a>
Sea Level Rise and Flood Risk for Long Island Sound	Enroll in LMS Course: <a href="#">CRLC-ENV 3705</a>
The Nurse's Role and Climate Change	Enroll in LMS Course: <a href="#">CRLC-ENV 3711</a>
Conducting Research in a Post Disaster Setting	Enroll in LMS Course: <a href="#">CRLC-EPI 1402</a>
Rapid Needs Assessment with Hand Held Devices	Enroll in LMS Course: <a href="#">CRLC-EPI 2401</a>
Spatial Approaches to Disaster Epidemiology: Dr. Snow Meets the Rev. Bayes	Enroll in LMS Course: <a href="#">CRLC-EPI 3404</a>
Elements of Leadership: Decision-Making & Problem Solving Under Emergency Conditions	Enroll in LMS Course: <a href="#">CRLC-MGMT 1201</a>
Advanced Topics in Point of Dispensing (POD): Design, Management, and Evaluation	Enroll in LMS Course: <a href="#">CRLC-POD 2501</a>
Fundamentals of Emergency Preparedness (Formerly: Basic Emergency Preparedness for All Public Health Workers)	Enroll in LMS Course: <a href="#">CRLC-PREP 1101</a>
Personal Emergency Preparedness: Planning for the Public Health Workers (English and Spanish)	Enroll in LMS Course: <a href="#">CRLC-PREP 1110</a>
Methods of Risk Assessment in Planning for Disasters	Enroll in LMS Course: <a href="#">CRLC-PREP 1112</a>
Chem Rad Bio: Fundamentals for the Public Health Workforce	Enroll in LMS Course: <a href="#">CRLC-PREP 2102</a>
Looking Ahead: Mitigating the Health Consequences of Future Disasters	Enroll in LMS Course: <a href="#">CRLC-PREP 2106</a>
State of the Science: The Health and Mental Health Consequences of Catastrophic Events	Enroll in LMS Course: <a href="#">CRLC-PSY 2902</a>
Dealing with Disaster Related Trauma in Children	Enroll in LMS Course: <a href="#">CRLC-VUL 3801</a>

## Medical Countermeasures ClinOps On Demand Webinars from PHEEP



### [ClinOps-201412](#) L-5 Exercise HERDS Updates

This course will provide a review of exercise timelines and HERDS submission requirements for counties choosing to change exercise dates/times or postpone the exercise entirely until the fourth quarter of BP3 or the first quarter of BP4 as a result of local Ebola planning and exercise activities. The post exercise HERDS survey will be reviewed including performance and quality assurance metrics.

### [ClinOps-201411](#) Clinical Data Management System: Pre-Registration, Algorithm and Added Features

This course will provide a review of the Pre-Registration functionality and the report export feature of the Clinical Data Management System (CDMS). A demonstration of the SMART form will also be provided using the medical screening algorithm. Added CDMS features, including the addition of multiple medical countermeasures and NYSI-IS transfer reports will be presented.

### [ClinOps-201410](#) Mass Dispensing "How did we get here?" and Fast Facts for the L-5 Exercise Deliverable

This course will feature the evolution of medical countermeasure (MCM) planning, exercise and operations in New York State. An overview of educational resources and guidance documents related to the BP3 L-5 exercise will be provided as well as answers to frequently asked questions related to exercise planning and after action reporting requirements. A brief demonstration of the CDMS new Ad-Hoc Reports enhancement will also be included.

### [ClinOps-201409](#) Engaging Vulnerable Populations in Preparedness Exercises

This course will feature useful strategies to encourage participation of physically disabled individuals into point-of-dispensing (POD) exercise and response activities. Identification of outreach resources to engage people with physical disabilities as well as those with multiple disabilities, hearing and/or visual impairments, mental illness and developmental disabilities will also be discussed.

### [ClinOps-201408](#) Community Engagement Strategies and Best Practices

Engagement in emergency planning and exercise participation not only can empower community partners, but better position local jurisdictions to prepare for an actual public health response. Community engagement can also increase an agency's visibility and credibility within the community and offer a vehicle to solicit and encourage feedback and manage community expectations. This webinar will share how some local health departments have encouraged local Boy Scouts, Girl Scouts and colleges to participate in emergency preparedness and response activities.

### [ClinOps-201407](#) Medical Countermeasure Dispensing Exercise Overview (BP3 L-5)

This webinar will review planning and operational guidance for the third quarter medical countermeasure dispensing exercise deliverable, including elements of completion included in the Public Health Emergency Preparedness (PHEP) Cooperative Agreement.

### [ClinOps-201406](#) Notification, Verification and Activation: Using Volunteers to Support Mass Dispensing

The webinar will provide an overview of methods for notifying pre-incident registered volunteers using redundant communication systems (ServNY) to support medical countermeasure dispensing exercises. Scheduling sufficient volunteers in accordance with established jurisdictional staffing plans and procedures for organizing, assembling and dispatching credentialed volunteers within a defined timeframe as well as reporting methods will also be discussed.

# January 2015

Sunday	Monday	Tuesday	Wednesday	Thursday	Friday	Saturday
				1	2	3
4	5	6 TALS WEBINAR	7 TALS WEBINAR	8	9	10
11	12	13	14	15	16	17
18	19	20	21	22	23	24
25	26 NIMS WEBINAR	27 NIMS WEBINAR	28	29	30	31



For a calendar of SOEM courses you may want to participate in, visit:  
<http://www.dhSES.ny.gov/training/calendar/>