

UNIVERSITY IMAGING

ULTRASOUND

You are scheduled for an Ultrasound (US) procedure at University Imaging

Thank you for choosing University Imaging. We look forward to serving your medical needs.

An **Ultrasound** scan is a diagnostic imaging procedure that uses a combination of sound waves and computer technology to see inside the body. It is used to study parts of the body such as the liver, kidneys, gallbladder, testicles, uterus, ovaries, and other organs. The exam is performed to look at the size of the organs as well as any abnormalities within them. Ultrasound can also be used to study blood vessels in various organs as well as in the neck, arms, and legs, evaluating for abnormalities in the blood flow.

Ultrasound generally involves little or no discomfort as it is non-invasive and does not use radiation. There are no known side effects.

IMPORTANT INFORMATION: If you need to cancel or reschedule your appointment, please provide 24 hours notice.

Instructions for the day of your scan:

- Leave valuables at home.
- Bring your insurance card and photo ID.
- A parent/guardian should remain in the building when a child (under 18 years) is having an imaging procedure.

Some Ultrasound exams require preparation:

Abdomen/Aorta Ultrasound: The abdominal ultrasound evaluates the liver, gallbladder, pancreas, both kidneys, the spleen, and the abdominal aorta.

Preparation:

- 0–3 years old – withhold the last scheduled feeding prior to exam time.
- 4–16 years old – nothing to eat or drink 4 hours prior to exam time.
- 17 years and older –
 - For morning appointments; nothing to eat or drink after midnight, medication can be taken with water.
 - For afternoon appointments; nothing to eat or drink 6–8 hours prior to your examination time, medication can be taken with water.

Renal Ultrasound: The renal ultrasound evaluates the kidneys, bladder and in adults, the abdominal aorta.

Preparation:

- 0–16 years old – no preparation required.
- 17 years and older –
 - For morning appointments, nothing to eat or drink after midnight, medication can be taken with water.
 - For afternoon appointments, nothing to eat or drink for 6–8 hours prior to the examination time.

Pelvic Ultrasound: The pelvic ultrasound evaluates the uterus and ovaries.

Preparation:

- 0–3 years old – drink a bottle of clear liquid when arriving for registration.
- 4–11 years old – drink (2) 8 oz. glasses (16 oz.) of clear liquid (no carbonation) prior to exam time. Do not urinate.
- 12 years and older – start drinking 24–32 oz. of water (no carbonation), one hour before arriving for exam; arrive with a full bladder. Do not urinate. If preferred, patients can arrive one hour prior to exam and drink in the waiting room.

What to expect during your procedure:

- You will be positioned on an exam table and warm gel will be applied to the area being examined. The transducer, or camera, is placed on the skin and passed several times over the area being examined.
- Depending on the area being examined, you may have to stay still, change positions, or intermittently hold your breath. Most exams take between 15 and 45 minutes, some may take an hour.

Your results will be sent to your referring physician within 2 business days.

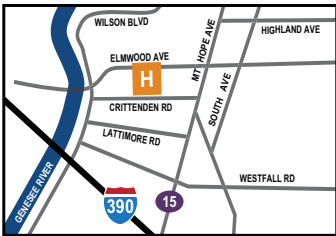
University Imaging at Strong Memorial Hospital 601 Elmwood Avenue Rochester, NY 14642 585-784-2985	University Imaging at Highland Hospital 1000 South Avenue Rochester, NY 14620 585-341-6785	University Imaging at F.F. Thompson Hospital 350 Parrish Street Canandaigua, NY 14424 585-396-6910	University Medical Imaging 4901 Lac de Ville Blvd. Rochester, NY 14618 585-341-9100
Appointment Date/Time:	Appointment Date/Time:	Appointment Date/Time:	Appointment Date/Time:

University Imaging Locations

Free Parking at all locations*

*At Strong Memorial Hospital and Highland Hospital, a ramp garage parking voucher will be provided in the recovery area after your procedure.

Strong Memorial Hospital (SMH)

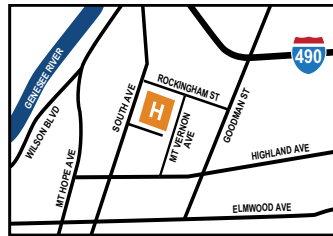


601 Elmwood Avenue, Rochester, NY 14642

- From I-390, take exit 16 (Route 15A)
- Turn north and follow Route 15
- Turn left onto Elmwood Ave
- Hospital is on the left

RTS Bus #5 stops at Strong Memorial Hospital

Highland Hospital (HH)

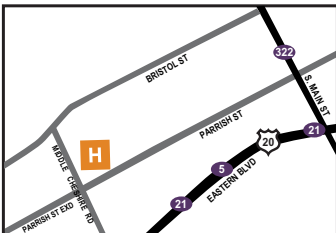


1000 South Avenue, Rochester, NY 14620

- From I-490, take Exit 17 (Goodman St)
- Turn south onto Goodman St
- Turn right onto Rockingham St
- Turn left onto South Ave
- Hospital is on the left

RTS Bus #5 stops at Highland Hospital

FF Thompson Hospital (FFT)



350 Parrish Street, Canandaigua, NY 14424

- From I-90, take exit 44
- Follow Route 332 South into town of Canandaigua (~8 miles)
- Turn right onto Parrish St
- Hospital is on the right

University Medical Imaging, PC (UMI)



**4901 Lac de Ville Blvd, Building D, Suite 140
Rochester, NY 14618**

- From I-390, take Exit 16 (Route 15A)
- Turn north and follow Route 15A
- Turn right (east) onto Westfall Rd
- Turn right onto Lac de Ville Blvd
- Follow signs for Building D