









MEDICAL CENTER & MID CAMPUS

MOUNT HOPE CEMETERY

SYMBOL KEY

-  First floor entrance (Strong Memorial Hospital)
-  Bus stop
-  Wheelchair accessible entrance
-  Wheelchair inaccessible tunnel
-  Under construction
-  Color-coded elevator
-  Fence
-  Stairs/Wheelchair inaccessible path

GENESEE VALLEY PARK

100ft. 1
50m



MEDICAL CENTER TUNNELS

