

POST-IT FLAG IDENTIFICATION

Flags stocked in animal housing rooms



PINK = cage contains newly-weaned mice on Hydropac pouch

NOTE: PI may use pink pre-printed Animal Resource card instead of flag

- ❖ PI places flag on the cage; DOB or weaning date must be written on the cage card
- ❖ Animal care staff pull labeled cages out daily and remove the flag after 14 days



Green = special request submitted to Animal Resource Office

NOTE: PI may substitute request-specific, pre-printed Animal Resource card

- ❖ PI must place the flag on the cage
- ❖ If PI has multiple special requests, PI must write Record ID # on flag



Blue = cage has been reported for overcrowding

- ❖ The date and information explaining the problem is written on the flag by Vivarium staff
- ❖ PI removes the flag after the indicated problem has been resolved
- ❖ PI must notify Animal Resource Office when problem is resolved



Yellow = cage has been reported to DCM for a health concern



Red = DCM has evaluated the animal/s; the cage is on clinical rounds

- ❖ PI may remove flag only if animal/s have been euthanized or if instructed to do so by DCM



Orange = cage contains diabetic animal/s

- ❖ PI should place flag on cage
- ❖ Vivarium staff will monitor closely for increased urine production and water consumption



BLACK = cage contains animal/s with chronic, long-term conditions

- ❖ the date and condition/s are written on the flag
- ❖ animal/s should be reported if the condition worsens or a new condition is observed



PURPLE = Animal Resource managed colony

- ❖ Refer to UR Animal Resource SOP# V-99 for information

STICKERS

Special Request NOT Required

Stickers obtained by PI from Animal Resource Office

ACID WATER

Animals receive ACID WATER

NOTE: alternate labeling is a salmon-colored cage card



Cage receives a gnaw stick

TUMOR

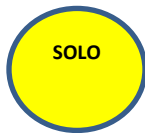
Animal/s are expected to develop tumors

**OSMOTIC
PUMP**

Animal/s have an osmotic pump

Special Request Required

Stickers obtained by PI from UCAR Office



SINGLE HOUSED



NO ENRICHMENT

ANIMAL RESOURCE CARD IDENTIFICATION

PI obtains from Animal Resource Office

Weanlings/Hydropac Intro	<p>Cage contains newly weaned or new to Hydropac mice</p> <ul style="list-style-type: none"> ❖ PI places card on cage ❖ PI writes DOB or weaning date on cage card ❖ Animal care staff pull cages out daily; remove card after 14 days
PI Fed	<p>PI is providing food to the cage- SPECIAL REQUEST REQUIRED</p> <ul style="list-style-type: none"> ❖ Refer to UR Animal Resource SOP# V-102 Investigator-Provided Husbandry Services for detailed labeling and documentation requirements ❖ Animal care staff check, water, and change cage; transfer food
PI Watered	<p>PI is providing water to the cage- SPECIAL REQUEST REQUIRED</p> <ul style="list-style-type: none"> ❖ Refer to UR Animal Resource SOP# V-102 Investigator-Provided Husbandry Services for detailed labeling and documentation requirements ❖ Animal care staff check, feed, and change cage; transfer water
PI Watered / Fed	<p>PI is providing water AND food to the cage- SPECIAL REQUEST REQUIRED</p> <ul style="list-style-type: none"> ❖ Refer to UR Animal Resource SOP# V-102 Investigator-Provided Husbandry Services for detailed labeling and documentation requirements ❖ Animal care staff check and change cage; transfer food and water
PI Managed	<p>PI is providing water, food, AND cage change- SPECIAL REQUEST REQUIRED</p> <ul style="list-style-type: none"> ❖ Refer to UR Animal Resource SOP# V-102 Investigator-Provided Husbandry Services for detailed labeling and documentation requirements ❖ Animal care staff check cage
WATER BOTTLE	<p>Cage is to receive a water bottle- SPECIAL REQUEST REQUIRED *additional charge may apply</p> <ul style="list-style-type: none"> ❖ Refer to UR Animal Resource SOP# V-102 Investigator-Provided Husbandry Services for detailed labeling and documentation requirements

ANIMAL RESOURCE CARD IDENTIFICATION

PI obtains from Animal Resource Office

Temporarily Vacated

Cage is empty as animal is out for experiment or breeding

NO
NESTLET

NUDE MICE

GIVE
ENVIRO-PAK

Cage contains nude mice

- ❖ Mice cannot be exposed to Nestlets
- ❖ Give cage 1 Enviropac as a substitute
- ❖ Cage receives standard red house unless a special request states otherwise

**RODENT COLONY
MANAGED**

Animal Resource managed colony

- ❖ Refer to UR Animal Resource SOP# V-99 Animal Resource Rodent Colony Management for detailed information

MOVE

A move form has been submitted requesting Vivarium staff move the cage

- ❖ Refer to UR Animal Resource SOP# V-18 Processing Special Requests and Move Forms by Animal Care Staff for detailed information

SHIPOUT

A shipout form has been submitted to export the cage out of the University

BE GENTLE- POST-OP RODENT CAGE

PI _____ ID # _____ UCAR # _____
Procedure _____ Procedure Date _____

Analgesic _____
Record observations and analgesic information as described in the UCAR protocol. Observe rodents at the appropriate analgesic dosing interval following the last treatment to verify that they no longer need analgesics.


Date	Time	Analgesic Administered	Normal Behaving	Other	Initials

Animal/s have undergone a surgical procedure

- ❖ PI is providing analgesics and checking animals per UCAR protocol
- ❖ Vivarium staff use palm of hand or transfer tube to handle animal/s


ANIMAL RESOURCE CARD IDENTIFICATION

PI obtains from Animal Resource Office

 Name of Hazard _____ ABSL 1
Date(s) administered _____

Cage contains animal/s exposed to an ABSL 1 hazard

- ❖ PI follows ABSL 1 hazard administration as detailed in their approved UCAR protocol and EHS letter
- ❖ For information on handling hazard-dosed cages, refer to UR Animal Resource SOP# V-58 Handling Hazard-labeled Soiled Cages and Bedding

 Name of Hazard _____ ABSL 2
Date(s) administered _____

Cage contains animal/s exposed to an ABSL 2 hazard

- ❖ PI follows ABSL 2 hazard administration as detailed in their approved UCAR protocol and EHS letter
- ❖ For information on handling hazard-dosed cages, refer to UR Animal Resource SOP# V-58 Handling Hazard-labeled Soiled Cages and Bedding

CHEMICAL Name of Agent _____
HAZARD Date(s) administered _____

Cage contains animal/s exposed to a Chemical hazard

- ❖ PI follows chemical hazard administration as detailed in their approved UCAR protocol and EHS letter
- ❖ For information on handling hazard-dosed cages, refer to UR Animal Resource SOP# V-58 Handling Hazard-labeled Soiled Cages and Bedding

UCAR RESTRICTED

Cage/animal has been restricted by UCAR

- ❖ PI is restricted from handling all cages/animals marked with this card
- ❖ Vivarium staff continue to check, feed, water, and change cage