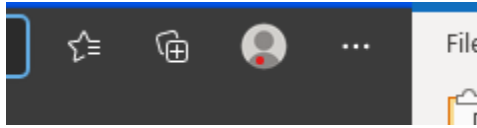


## Accessing Topaz for Billing and Animal Orders

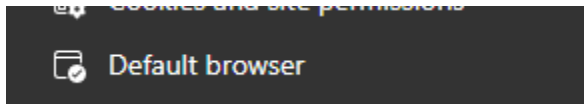
Step 1: Click the 3 dots on an opened tab of Microsoft Edge:



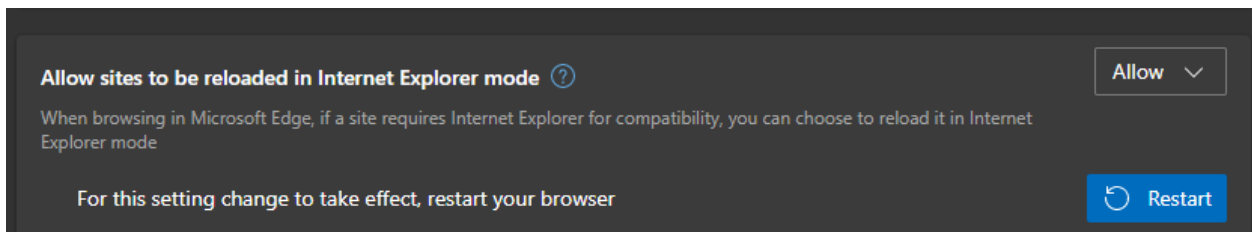
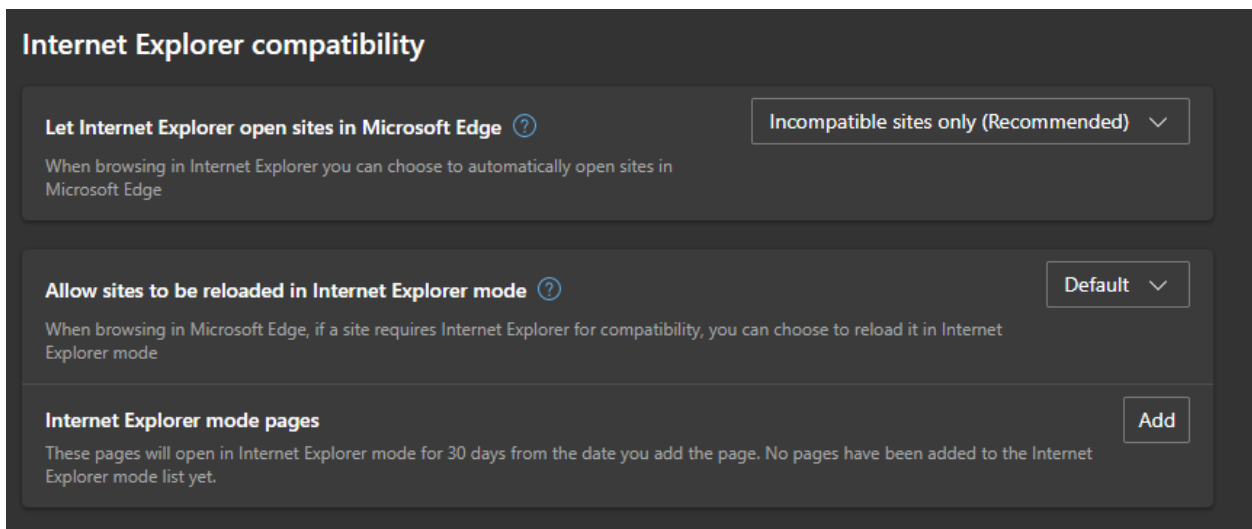
Step 2: Click the Settings option:



Step 3: Click the default browser option:

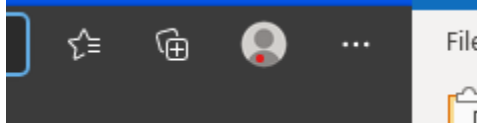


Step 4: Under the Internet Explorer compatibility where it says Allow sites to be reloaded in Internet Explorer mode, change the default drop-down to Allow and then click the blue Restart:




Step 5: Once Microsoft Edge has restarted navigate to <https://elementsweb-n.urmc-sh.rochester.edu/Elements/app/login/login.html>

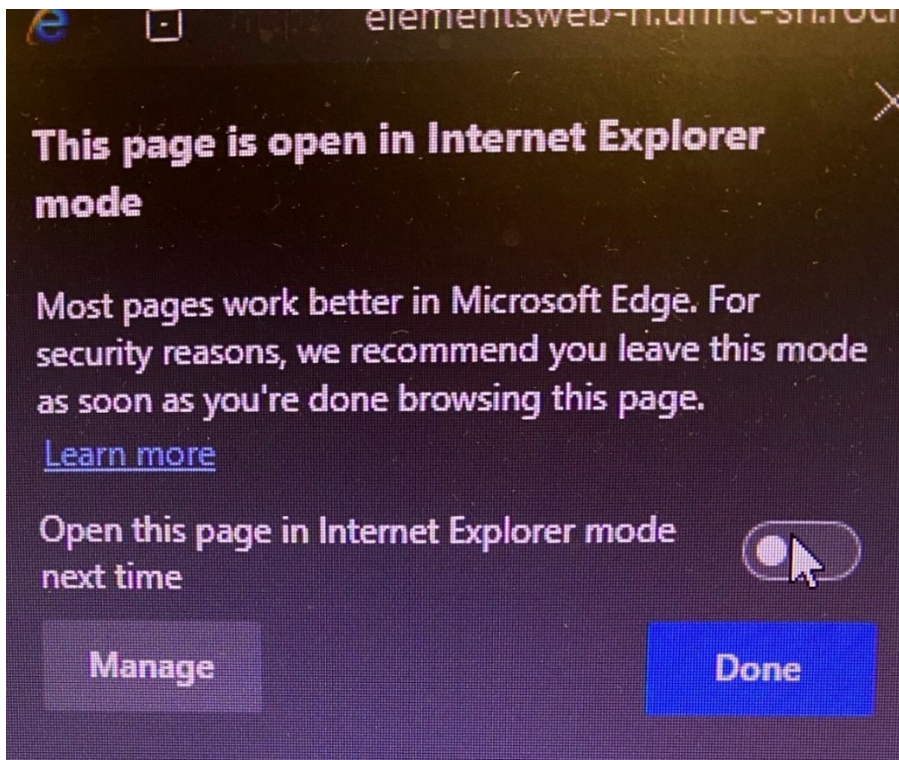
Step 6: Click the 3 dots again:



Step 7: Click reload in Internet Explorer mode:



Step 8: Once reloaded in Internet Explorer mode, slide the tab to the right which will always allow this site to load in IE mode:



Step 9: Log in with your username and password.

This will only work for PCs, if you still have issues getting this to work please let us know and we can try to assist you in getting this resolved.

Thanks  
Animal Resource