
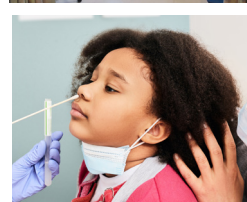
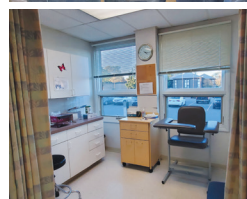



What to Expect for a Pediatric COVID Test Collection

Our aim is to help you and your child stay calm through this. One way to stay calm is to encourage relaxation through distraction and deep breathing.

1. When you get to the testing center you will be told to park in a numbered spot. That spot will have a sign with a QR code. After scanning that QR code on a phone and entering some information, you will secure your spot in a virtual line.
2. When it's your turn to go into the building, you will get a call or text. If hearing impaired, someone will come to your car to get you. Wear a mask inside if possible.



kids:

1. When you enter the building someone will say hello to you at a desk. You may wait for a short time in the waiting room.
2. Your name will be called by a nurse wearing a face mask, gloves, a gown, and goggles. You will follow them to a room.
3. When you enter the room, the nurse will explain to you what will happen.
4. One nurse will put a Q-tip into your nose (mid-nose) and swirl it for 5 seconds on each side. Your job will be to hold your head still.
5. Your mom, dad or caregiver can comfort you by giving you a hug or holding your hand or head.
6. All done. Great job! You will exit the building and will wait for test results.

