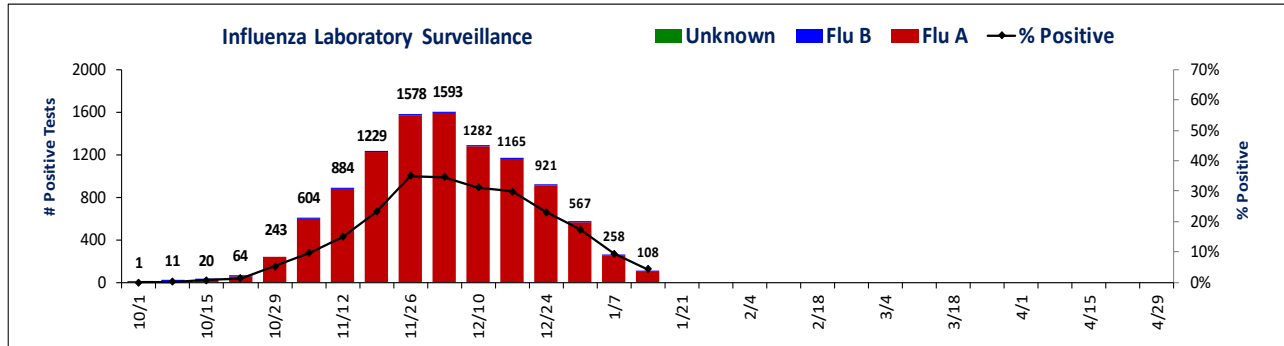


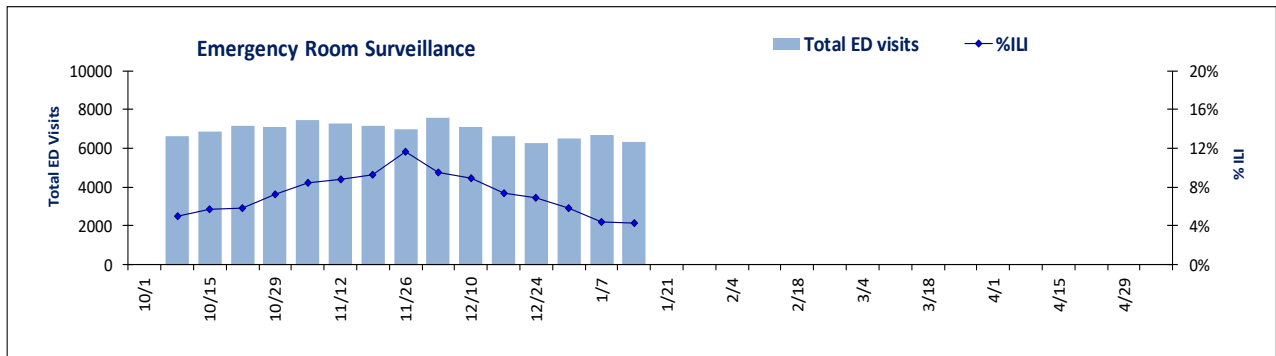
**Monroe County Influenza & RSV Surveillance October 1, 2022 to January 14, 2023**  
**Rochester Emerging Infections Program**  
**Center for Community Health & Prevention, University of Rochester Medical Center**

This report contains preliminary data of Influenza (page 1) and RSV (page 2) cases, hospitalizations and deaths.

There were 10,528 laboratory confirmed Influenza cases  
 (10,478 Flu A, 44 Flu B & 6 Flu A&B ) and 530 hospitalizations.  
 Eleven influenza associated deaths have been confirmed to date.



**Laboratory Surveillance:** Positive influenza tests are reported on the NYS Health Commerce System (HCS) by all diagnostic laboratories. The above figure shows the number and type of positive tests from Monroe County residents, and the percent of ALL tests performed that were positive for flu.  
 \* 3/4 clinical labs reported this past week



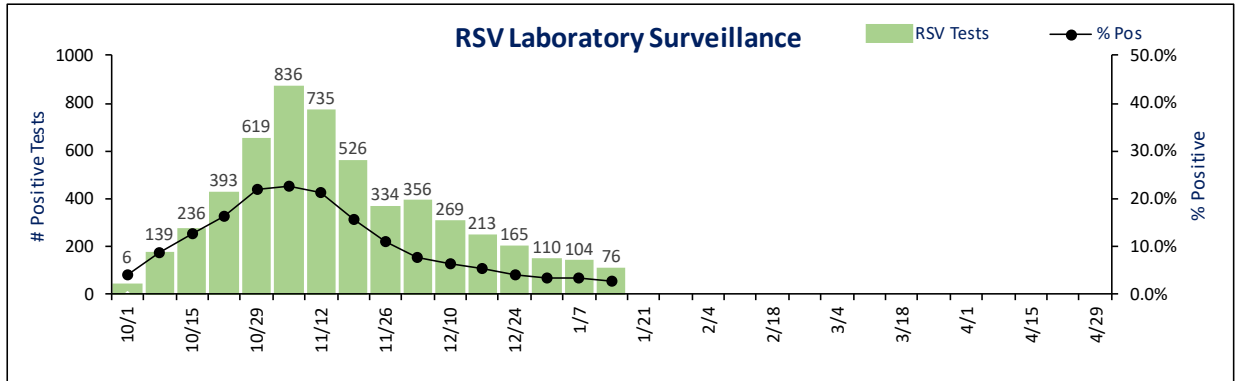
**Emergency Room Surveillance:** All 4 Monroe County Hospitals report to the HCS the total number of ED visits each day. Influenza-like illness (ILI) cases are those that have fever and respiratory symptoms as chief complaint.

**Cumulative Number and Rates of Laboratory Confirmed Influenza Cases, Hospitalizations and Deaths in Monroe County**  
**October 1, 2022 to January 14, 2023**

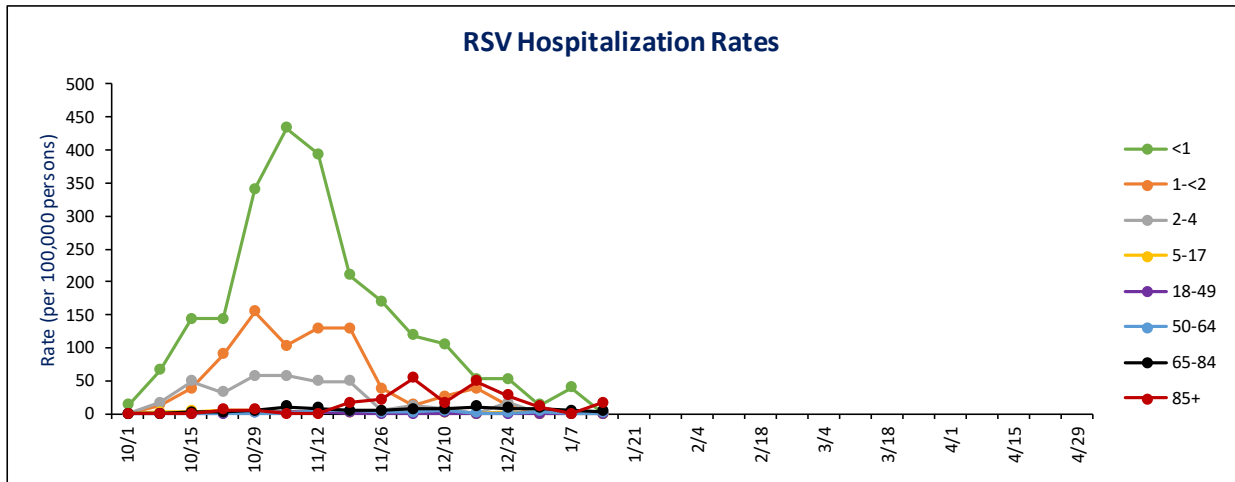
Age Group	Lab Confirmed Flu Cases (N)	Lab Confirmed Flu Rates (per 100,000 persons)	Hospitalized Cases (N)	Flu Hospitalization Rate (per 100,000 persons)	Deaths (N)	Death Rate (per 100,000 persons)
0 to 4 y	1822	4579.8	61	153.3	0	0.0
5 to 17 y	4299	3840.2	40	35.7	0	0.0
18 to 49 y	2679	879.7	91	29.9	0	0.0
50 to 64 y	806	541.4	92	61.8	2	1.3
65 to 74 y	442	568.4	102	131.2	0	0.0
75 to 84 y	311	785.3	87	219.7	4	10.1
≥ 85 y	169	918.5	57	309.8	5	27.2
<b>Total</b>	<b>10,528</b>	<b>1421.0</b>	<b>530</b>	<b>71.5</b>	<b>11</b>	<b>1.5</b>

**Monroe County Influenza & RSV Surveillance October 1, 2022 to January 14, 2023**  
**Rochester Emerging Infections Program**  
**Center for Community Health & Prevention, University of Rochester Medical Center**

There were 5,117 laboratory confirmed RSV cases, 568 hospitalizations, and 16 RSV associated deaths confirmed to date.



**Laboratory Surveillance:** The figure above shows the number of positive tests among Monroe County residents, and the percent of tests that were positive for RSV reported by Monroe County labs (3/4 clinical labs reporting).



**Hospital Surveillance:** The figure above shows the RSV hospitalization rate among Monroe County residents.

**Cumulative Number and Rates of Laboratory Confirmed RSV Cases, Hospitalizations and Deaths in Monroe County**  
**October 1, 2022 to January 14, 2023**

Age Group	Lab Confirmed RSV Cases (N)	Lab Confirmed RSV Rates (per 100,000 persons)	Hospitalized Cases (N)	RSV Hospitalization Rate (per 100,000 persons)	Deaths (N)	Death Rate (per 100,000 persons)
<1 y	796	10,451.7	175	2,297.8	0	0.0
1 to <2 y	546	7,047.0	61	787.3	0	0.0
2 to 4 y	1,260	5,159.9	86	352.2	0	0.0
5 to 17 y	827	738.7	36	32.2	0	0.0
18 to 49 y	649	213.1	29	9.5	0	0.0
50 to 64 y	389	261.3	40	26.9	0	0.0
65 to 84 y	492	419.2	100	85.2	9	7.7
85+ y	158	858.7	41	222.8	7	38.0
<b>Total</b>	<b>5,117</b>	<b>690.6</b>	<b>568</b>	<b>76.7</b>	<b>16</b>	<b>2.2</b>