

**Evacuation of Facilities in Disasters Systems – Facility Trainers**  
**RTC-eFINDS-TTT BP5**  
**HPP Deliverable #6**

**Background:**

eFINDS is a tracking system/application on the Health Commerce System (HCS) that should be used by a healthcare facility in the event of an emergent, urgent or planned evacuation. The application captures minimal amounts of data and allows facilities to track the patient/resident movement to other facilities, facility types or temporary shelters.

Hospitals that need to build capacity or need to replace an eFINDS facility-based trainer who can no longer fulfill this responsibility should send a staff person to this training.

**Purpose of Training:**

It is critical that all facilities ensure an adequate number of staff trained in the use of the eFINDS system and equipment. Therefore, the goal of this training is to develop a cadre of eFINDS facility based trainers who can conduct eFINDS Facility Based Training.

**Target Audience:**

Staff person(s) who will be responsible for conducting eFINDS Facility-Based Training.

**Prerequisites:**

Completion of the CTI-500 eFINDS webinar course (found on LMS) or have viewed the recording of the course and/or possess a working knowledge of eFINDS.

**Required Equipment/Supplies:**

- NYSDOH issued eFINDS Scanner
- 9 unused eFINDS training/demo barcodes per workstation
- Laptop if training is NOT in computer lab
- [eFINDS Quick Reference Card](#)

**eFINDS Resource Materials:**

- <https://commerce.health.state.ny.us>  
(Documents > Hospital > Preparedness > E-FINDS)

**Training Dates:**

- **June 1, 2017**  
Strong Memorial Hospital  
415 Elmwood Avenue  
Rochester, NY 14642  
Training Learning Lab, Room 2-8513
- **June 5, 2017**  
Healthy Living at United Memorial Medical Center  
164 Washington Street  
Batavia, NY 14020  
Computer Room
- **June 8, 2017**  
Crouse Hospital  
736 Irving Avenue  
Syracuse, NY 13210  
Computer Room 212, Second Floor

**Registration:**

To ensure that each participant has an active HCS account and has been assigned the role of eFINDS Reporting Administrator prior to registering for training a new registration process has been established. This process may take time so you should start the process at least a month in advance of training by following instructions below.

**Direct Questions Regarding Training To:**

- AMC Regional Training Center – Chris Smith  
Phone: (518) 262-1070  
[SmithC12@mail.amc.edu](mailto:SmithC12@mail.amc.edu)
- FL Regional Training Center – Anne D'Angelo  
Phone: (585) 758-7640  
[anne\\_dangelo@urmc.rochester.edu](mailto:anne_dangelo@urmc.rochester.edu)
- MARO Regional Training Center – Connie Kraft  
Phone: (631) 444-9074  
[Connie.Cincotta-Kraft@stonybrookmedicine.edu](mailto:Connie.Cincotta-Kraft@stonybrookmedicine.edu)

**Questions Regarding NYSDOH Learning Management System (LMS):**

Direct questions to [edlearn@health.ny.gov](mailto:edlearn@health.ny.gov)

**eFINDS Technical Questions/Issues:**

Direct questions to [hcsoutreach@health.ny.gov](mailto:hcsoutreach@health.ny.gov)

	<b>eFINDS General Questions/Assistance:</b> Direct questions to <a href="mailto:efinds@health.ny.gov">efinds@health.ny.gov</a>
--	---

1. To enroll in “Evacuation of Facilities in Disasters System TTT BP5” click <https://commerce.health.state.ny.us/hpn/ctrldocs/pattrack/training2016.html>
- If you have a HCS User Id and Password please enter and then click “Sign In” and proceed to Step 2.

If you do not have a HCS User ID and Password you should contact your HPN Coordinator. If your User ID and Password have expired then you should contact Commerce Accounts Management Unit (CAMU) at 866 529-1890.

Once you resolve your sign in issues then log onto Commerce by clicking on link above.

The screenshot shows the 'HCS Login' page. At the top is a purple header with the text 'HCS Login'. Below this are two input fields: 'User ID' and 'Password'. Red arrows point to each of these fields. Below the fields is a warning message: 'The sharing of user accounts is strictly forbidden. Repeat offenses may result in the permanent removal of your account.' Below the warning is a 'Sign In' button, with a red arrow pointing to it. At the bottom of the page are two links: 'Forgot your password?' and 'Forgot your user ID?', both with red arrows pointing to them. Below these links are two more links: 'Or sign up for an account: Lic. Med. Prof.' and 'All Others', both with red arrows pointing to them.

2. If you have been assigned an **eFINDS** role by your facility's HCS Coordinator you will be able to register for training. Please ensure you have been assigned the **eFINDS Administrator role, not the eFINDS Reporter role**. Click "Register Now" and follow Step 3.

The screenshot shows a web browser window displaying the '2016 eFINDS Train the Trainer' page. The page has a purple header with the text '2016 eFINDS Train the Trainer'. Below the header is a green box with the text '2016 eFINDS Train the Trainer' and a description of the registration process. A red arrow points to a 'Register Now' button located at the bottom of the green box.

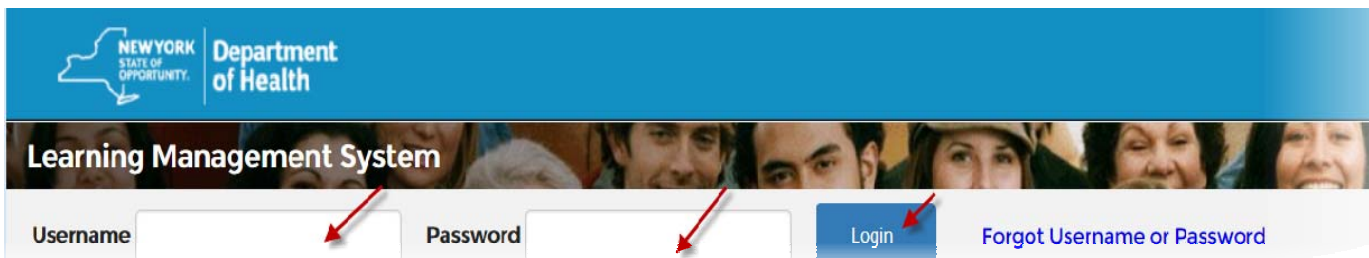
If you are not currently assigned to an **eFINDS Administrator role** (see screen below) you will not be able to register for the training. You should contact your facility's HPN Coordinator and request that you be assigned to the role of **eFINDS Administrator**. When assignment has occurred you should repeat step 1.

# e-FINDS

You have a valid HCS user account, however, access to this application must be approved by your organization's HCS Coordinator. Please contact your HCS coordinator for approval to access this application and to be assigned an appropriate e-FINDS role. For your convenience, your coordinators are listed below.

## 3. Enroll in eFINDS Training in LMS

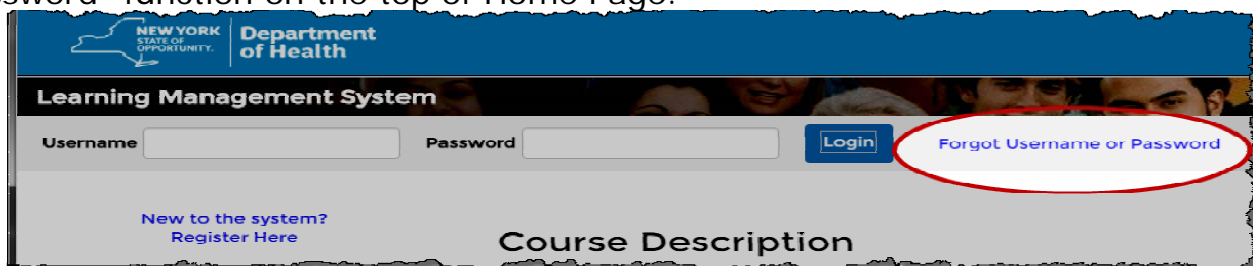
After clicking "Register Now" (Step 2) you will be taken the NYSDOH Learning Management System (LMS) to enroll in eFINDS training. If you have a LMS Username and Password enter that information and click "Login". If you forgot your LMS Username and Password proceed to Step 5. If you are new to the system proceed to Step 6.




## 4. Click "Enroll" for the training date and location you want to attend.

RTC-eFINDSTTT-2016 Evacuation of Facilities in Disasters System TTT 2016						
Enrollment Deadline	Section	Course Format	Start/End Dates	Details	Instructor (s)	Speakers
<a href="#">Enroll</a> Ongoing	August 30, 2016 @ 9:00am - 3:00pm - Strong Memorial Hospital	Face to Face	8/30/2016 to 8/30/2016	<a href="#">Meeting Times</a> <a href="#">Location</a>		
<a href="#">Enroll</a> Ongoing	July 26, 2016 @ 9:00am - 3:00pm - Cortland Regional Medical Center	Face to Face	7/26/2016 to 7/26/2016	<a href="#">Meeting Times</a> <a href="#">Location</a>		
<a href="#">Enroll</a> Ongoing	SAMPLE ONLY	Face to Face	7/1/2016 to 6/30/2017			

## 5. If you forgot your Username and Password use the "Forgot Username or Password" function on the top of Home Page.



6. If you are new to the system then click "New to the System" and complete registration form.



- Choose **your own** username and password
- Fill in all required fields, denoted with an asterisk (\*)
- Please include your **organization's name** in the first line of your work address
- Birth year, while not required, is requested to help identify duplicate records
- Please include your Agency Information
- Click "**Submit Your Registration**"

7. Once you have created your LMS account click on <https://commerce.health.state.ny.us/hpn/ctrldocs/pattrack/training2016.html> and follow Step 2.