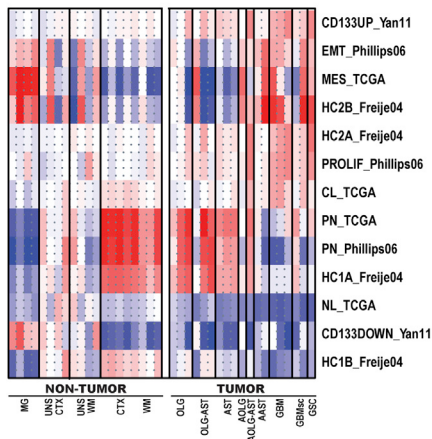
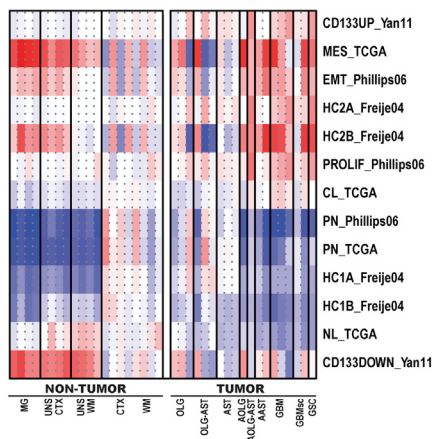


Figure S8

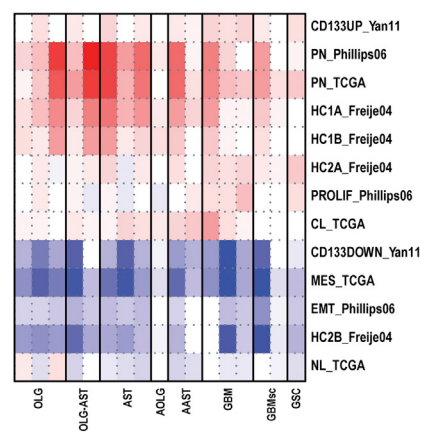
A A2B5⁺ glioma normalized to non-tumor unsorted



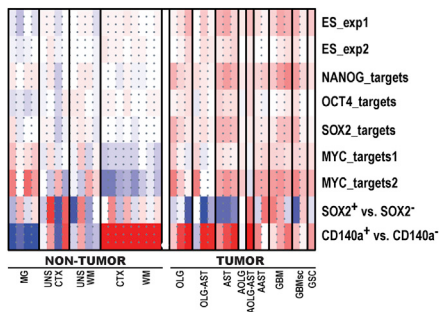
B A2B5⁺ glioma normalized to non-tumor A2B5⁺



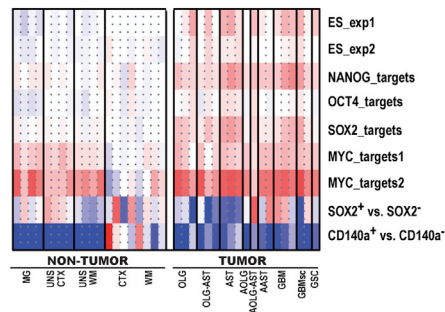
C Glioma-derived A2B5⁺ normalized to A2B5⁺



D A2B5⁺ glioma normalized to non-tumor unsorted



E A2B5⁺ glioma normalized to non-tumor A2B5⁺



F Glioma-derived A2B5⁺ normalized to A2B5⁺

