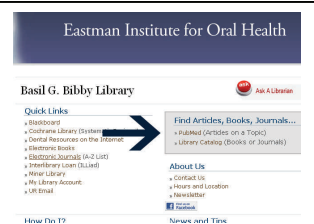


HOW TO GET AN ARTICLE WHEN SEARCHING IN PUBMED

ALWAYS go to PubMed from the link on the library website.
Why? PubMed will recognize the journals the library subscribes to.

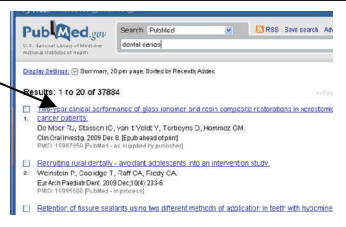
<http://urmc.rochester.edu/dentistry/education/library/>

Next, conduct your search.



Click on the underlined title of the article you wish to retrieve.

Note: If you are off site, you will be prompted for your URM Net ID or URM email username and password



Next, select the red **“Find Text @ UR”** button.

NOTE: Do **NOT** follow the publisher’s link, you will be asked for money

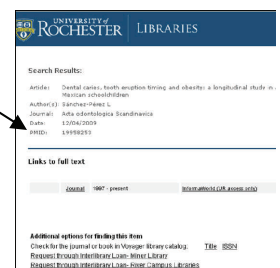
Most of the time you will be linked directly to the article. Find and select the **“PDF”** icon. The article will open.

Or Sometimes...

You will be taken to the library catalog, a screen that looks like this.


Look in the center of the page for:

- A link to the electronic journal, **OR**
- Special instructions, **OR**
- Text indicating the article is NOT available electronically



NOTE: If the article is not available electronically, it may be in print in the library (most articles pre-1990 are print only)

REMEMBER

- You must begin at the Bibby library website
- From the article citation in PubMed, always select 
- If you are taken to the library catalog, read the instructions on the screen carefully
- If you are off site, you will need your URM email credentials or NET ID
- If the article is from the early 1990’s or older, it is probably available in print only at Bibby library.

HOW TO GET AN ARTICLE WHEN YOU KNOW THE CITATION

1. Start at the Bibby library website
<http://urmc.rochester.edu/dentistry/education/library/>
2. Select “Electronic Journals (A-Z List)”



3. In the search box, enter the **title of the journal** your article is published in. Click “Search”.



4. Click on the underlined text—this will take you to the journal

5. Once you are at the journal page:
 - find the year your article was published
 - then select the volume and issue
 - from the table of contents that appear, look for the article by title or page number
 - select “PDF” to open the article.