



Inpatient Rehabilitation Patient Outcomes 2023

Program Overview

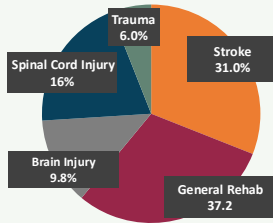


Patients receive 3 hours of therapy 5 days per week, with the opportunity for 2 additional hours of therapy over the weekend.

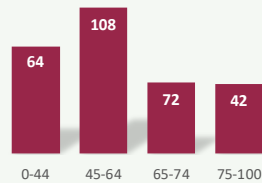
Program Outcomes

	URMC	NY State
Average Age	57	63
Patient Complexity	1.7	1.4
Average Length of Stay	21	18
Mobility Improvement	31.6	30.6

Conditions Treated



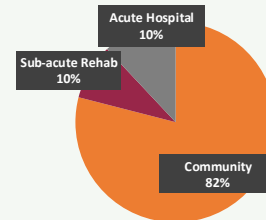
Age Distribution



99% of patients were satisfied with their care

93% of patients were living in the community 3 months after discharge

Discharge Settings



Stroke Rehabilitation Patient Outcomes 2023

Program Overview

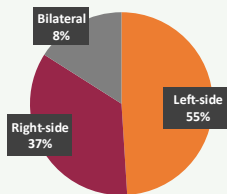


Patients receive 3 hours of therapy 5 days per week, with the opportunity for 2 additional hours of therapy over the weekend.

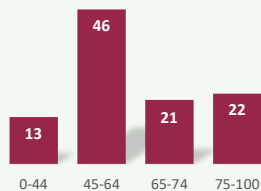
Program Outcomes

	URMC	NY State
Average Age	62	68
Patient Complexity	1.65	1.58
Average Length of Stay	17.9	16.8
Mobility Improvement	30	28.5

Conditions Treated



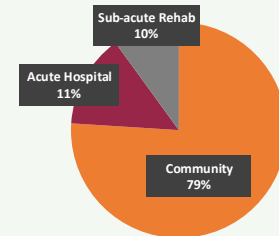
Age Distribution



98% of patients were satisfied with their care

95% of patients were living in the community 3 months after discharge

Discharge Settings





Spinal Cord Injury Rehabilitation Patient Outcomes 2023

Program Overview

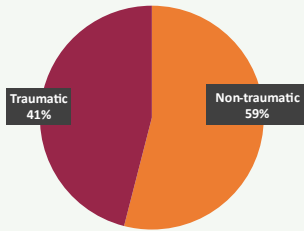


Patients receive 3 hours of therapy 5 days per week, with the opportunity for 2 additional hours of therapy over the weekend.

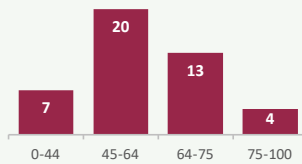
Program Outcomes

	URMC	NY State
Average Age	59	58
Patient Complexity	1.8	1.6
Average Length of Stay	33	22
Mobility Improvement	26	27

Injuries Treated



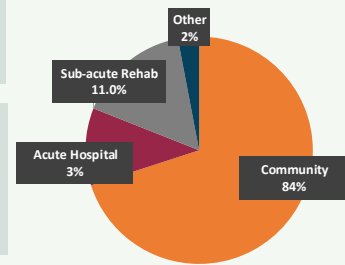
Age Distribution



100% of patients were satisfied with their care

88% of patients were living in the community 3 months after discharge

Discharge Settings



Brain Injury Rehabilitation Patient Outcomes 2023

Program Overview

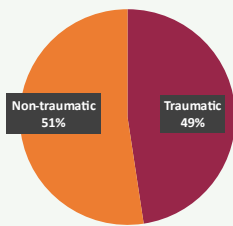


Patients receive 3 hours of therapy 5 days per week, with the opportunity for 2 additional hours of therapy over the weekend.

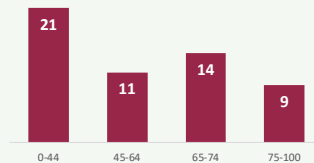
Program Outcomes

	URMC	NY State
Average Age	54	63
Patient Complexity	1.7	1.3
Average Length of Stay	18	18
Mobility Improvement	31	28

Injuries Treated



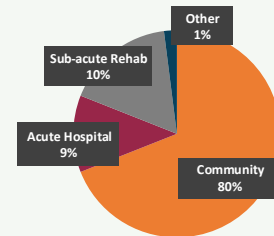
Age Distribution



97% of patients were satisfied with their care

92% of patients were living in the community 3 months after discharge

Discharge Settings





UR MEDICINE

Pediatric Rehabilitation Patient Outcomes 2023

Program Overview

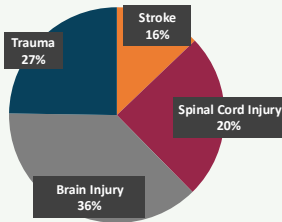


Patients receive 3 hours of therapy 5 days per week, with the opportunity for 2 additional hours of therapy over the weekend.

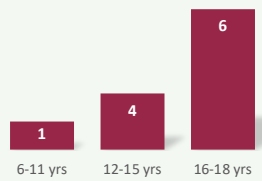
Program Outcomes



Conditions Treated

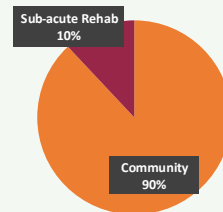


Age Distribution



100% of patients were satisfied with their care

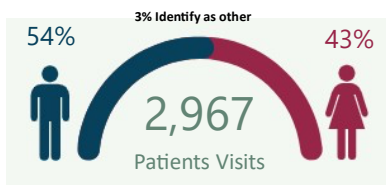
Discharge Settings



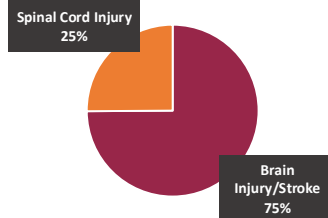
UR MEDICINE

Outpatient Rehabilitation Adult Patient Outcomes 2023

Program Overview



Conditions Treated



Average Age Brain Injury/Stroke

Patient Survey Responses

93% Worked on activities that were meaningful to my recovery
 95% Felt listened to by my outpatient therapy team
 92% Felt outpatient therapy services were initiated and received in a timely and efficient manner
 94% Satisfied with Outpatient Therapy Services
 92% Would recommend URM Outpatient Department of Physical Medicine and Rehabilitation
 *Target 90% Agree



Average Age Spinal Cord Injury

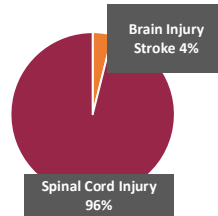


Outpatient Rehabilitation Pediatric Patient Outcomes 2023

Program Overview



Conditions Treated



15

Average Age
Brain Injury/Stroke

Patient Survey Responses

- 98% I worked on activities that were meaningful to my recovery
- 98% Felt listened to by my outpatient therapy team
- 97% Satisfied with Outpatient Therapy Services

*Target 90% Agree

11

Average Age
Spinal Cord Injury