

Signing your digital application

Print name

Signature


Date

#1 click signature

#2 choose: configure new digital ID

Sign with a Digital ID ×


Choose the Digital ID that you want to use for signing:

 **Ricky Robbins** (Digital ID file)
Issued by: Ricky Robbins, Expires: 2026.11.17

[View Details](#)

[Refresh](#)

[Configure New Digital ID](#) [Cancel](#) [Continue](#)



#3 choose: create new digital ID

Configure a Digital ID for signing ×


A Digital ID is required to create a digital signature. The most secure Digital ID are issued by trusted Certificate authorities and are based on secure devices like smart card or token. Some are based on files.

You can also create a new Digital ID, but they provide a low level of identity assurance.

Select the type of Digital ID:

- Use a Signature Creation Device**
Configure a smart card or token connected to your computer
- Use a Digital ID from a file**
Import an existing Digital ID that you have obtained as a file
- Create a new Digital ID**
Create your self-signed Digital ID

? Cancel Continue



#4 Save to a file


Select the destination of the new Digital ID ×

Digital IDs are typically issued by trusted providers that assure the validity of the identity. Self-signed Digital ID may not provide the same level of assurance and may not be accepted in some use cases.

Consult with your recipients if this is an acceptable form of authentication.

- Save to File**
Save the Digital ID to a file in your computer
- Save to Windows Certificate Store**
Save the Digital ID to Windows Certificate Store to be shared with other applications

? Back Continue



#5 Enter name & email

Create a self-signed Digital ID

Enter information to create a self-signed Digital ID. Digital IDs that are self-signed by individuals do not provide the assurance that the identity information is valid. For this reason they may not be accepted in some use cases.

Name	<input type="text" value="Enter Name..."/>
Organizational Unit	<input type="text" value="Enter Organizational Unit..."/>
Organization Name	<input type="text" value="Enter Organization Name..."/>
Email Address	<input type="text" value="Enter Email..."/>
Country/Region	US - UNITED STATES
Key Algorithm	2048-bit RSA
Use Digital ID for	Digital Signatures

[?](#) [Back](#) [Continue](#)

#6 enter a password

Save the self-signed Digital ID to a file

Add a password to protect the private key of the Digital ID. You will need this password again to use the Digital ID for signing.

Save the Digital ID file in a known location so that you can copy it or back it up.

Your Digital ID will be saved at the following location :

[Browse](#)

Apply a password to protect the Digital ID:


Confirm the password:


[?](#) [Back](#) [Save](#)

#7 Choose the ID you created

Sign with a Digital ID

Choose the Digital ID that you want to use for signing:

 **doodle** (Digital ID file)
Issued by: doodle, Expires: 2026.11.18 [View Details](#)

 **Ricky Robbins** (Digital ID file)
Issued by: Ricky Robbins, Expires: 2026.11.17 [View Details](#)

[Refresh](#)

[Configure New Digital ID](#) [Cancel](#) [Continue](#)

#8 enter password

Sign as "doodle"

Appearance [Create](#)

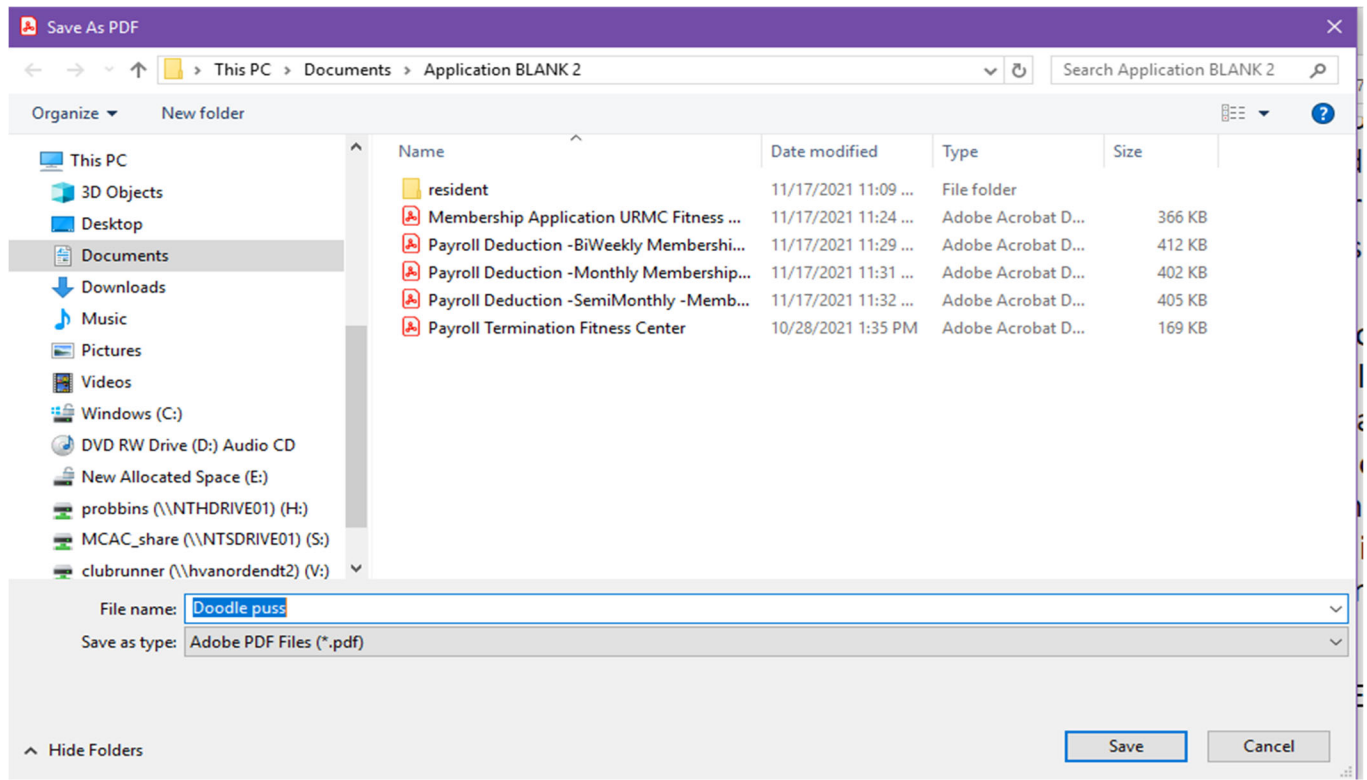
doodle Digitally signed
by doodle
Date: 2021.11.18
15:58:57 -05'00'

[View Certificate Details](#)

Review document content that may affect signing [Review](#)

[Back](#) [Sign](#)

#9 Save file under YOUR name



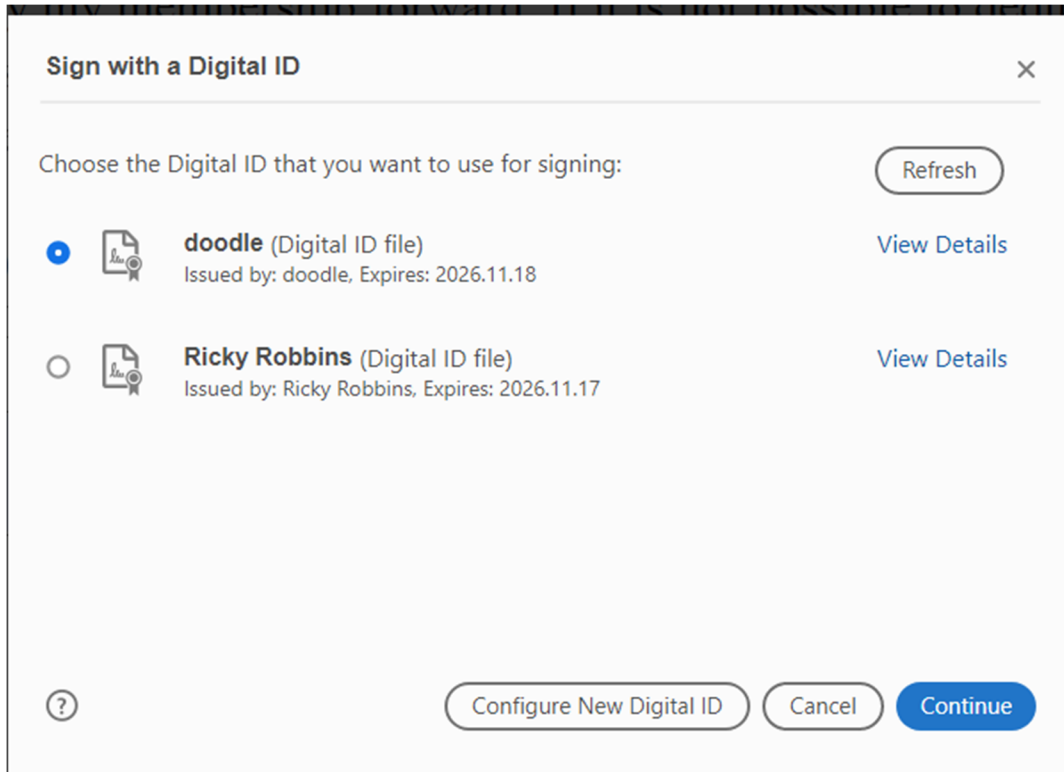
#10 if another signature is needed,

I understand that any deductions pay my membership forward. If it is not possible to deduct the correct amount from my paycheck, I am responsible for the payment owed to the Fitness Center, or my membership will be suspended or terminated.

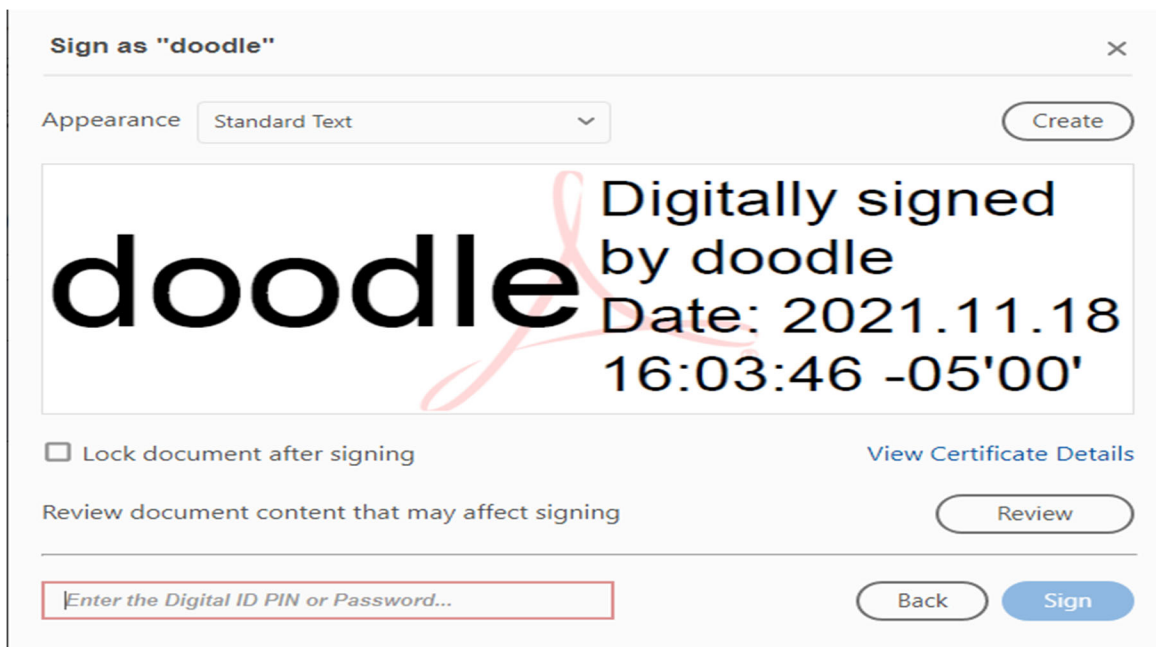
I voluntarily agree to have \$12.00 for membership fees deducted from my paycheck twice per month (24 deductions annually). There will be no deduction made in the event there is a third check in a month.

Signature

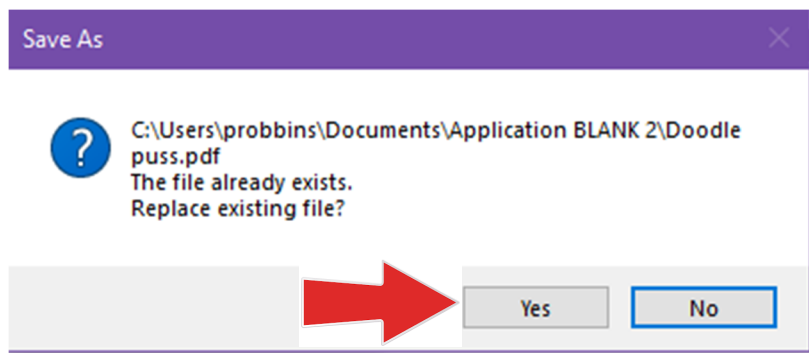
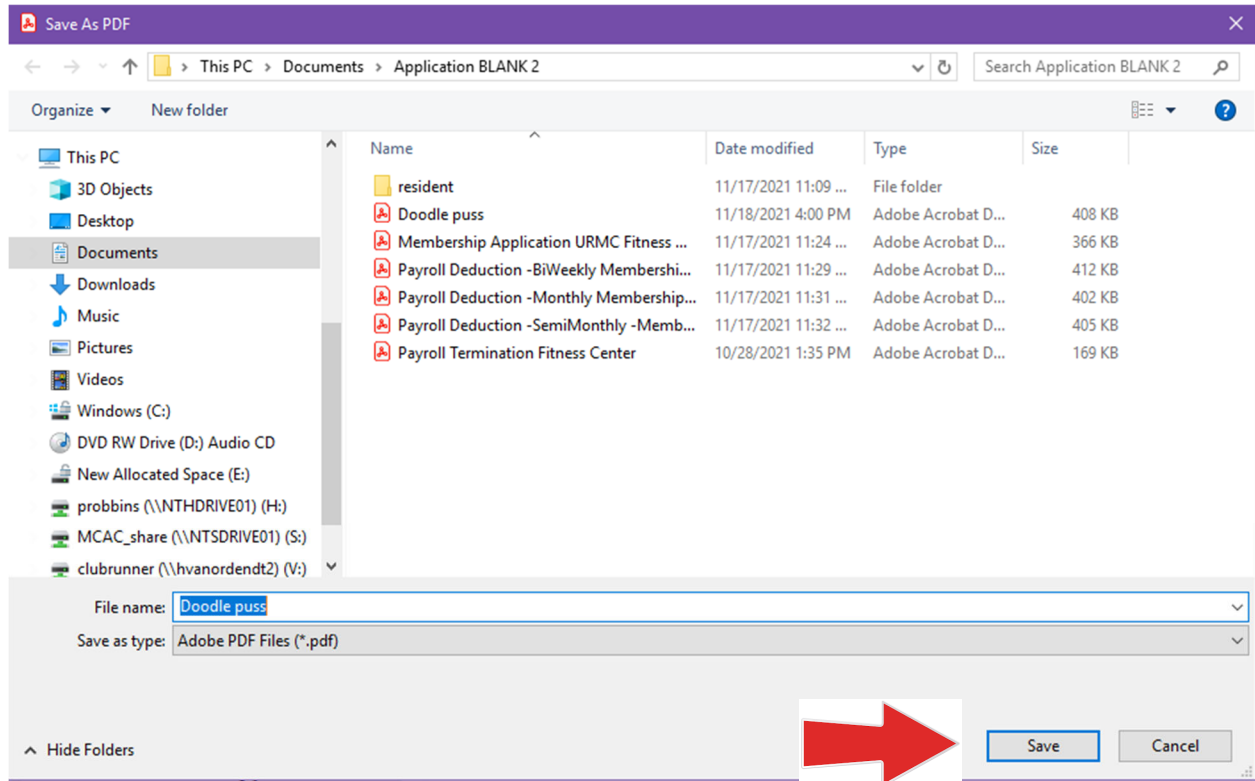
Date



#10 if another signature is needed, choose your ID ..and fill in your password



#11 Save file again (under same name)



YES to replace file